
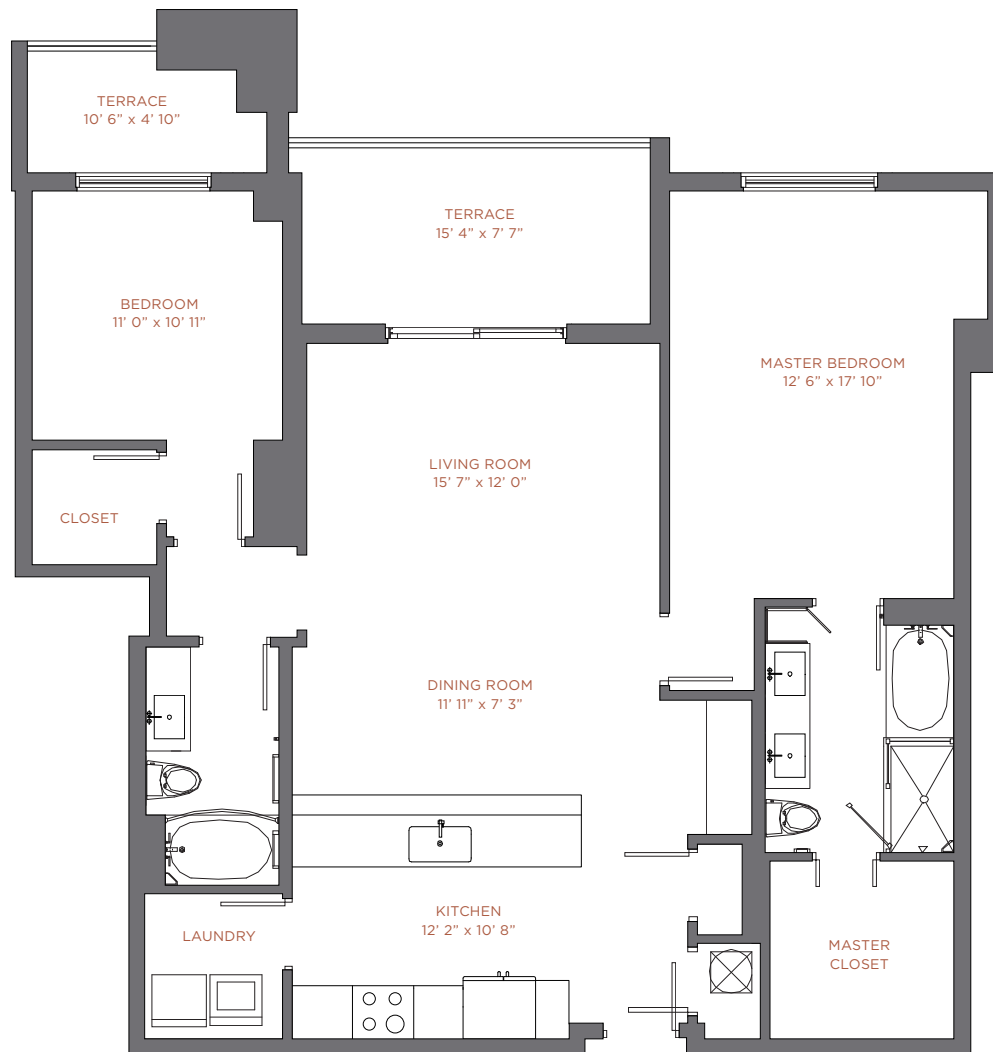


</

 There are various methods for calculating the square footage of a condominium unit and depending upon the method of calculation, the quoted square footage of a condominium unit may vary. The square footages of the Unit shown herein are based upon the "Architectural Method" of measurement and stated dimensions are measured to the exterior boundaries of the exterior walls and the centerline of interior demising walls and in fact vary from the dimensions that would be determined by using the description and boundaries of the Unit set forth in the Declaration (which only includes the interior airspace between the perimeter walls and excludes interior structural components). Accordingly, the square footages stated herein are greater than those which would be derived by measuring only the interior area space for the Unit as the Unit is described in the Declaration. Note that measurements of rooms set forth on this or plan are generally taken at the greatest points of each given room (as if the room were a perfect rectangle), without regard for any cutouts. Accordingly, the area of the actual room will typically be smaller than the product obtained by multiplying the stated length times width. All depictions of textures, appliances, counters, cabinetry, windows and other matters of detail, are conceptual only and subject to change or modification. Seller does not make, and specially disclaims, any representation or warranty as to the actual size, dimensions or square footage of the Unit. Purchaser should refer to the description and boundaries of the Unit set forth in the recorded Declaration and make its own determination as to the area and dimensions of the Unit. These drawings are conceptual only and are for the convenience of reference.

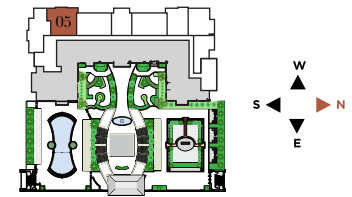


NINE
AT MARY BRICKELL VILLAGE

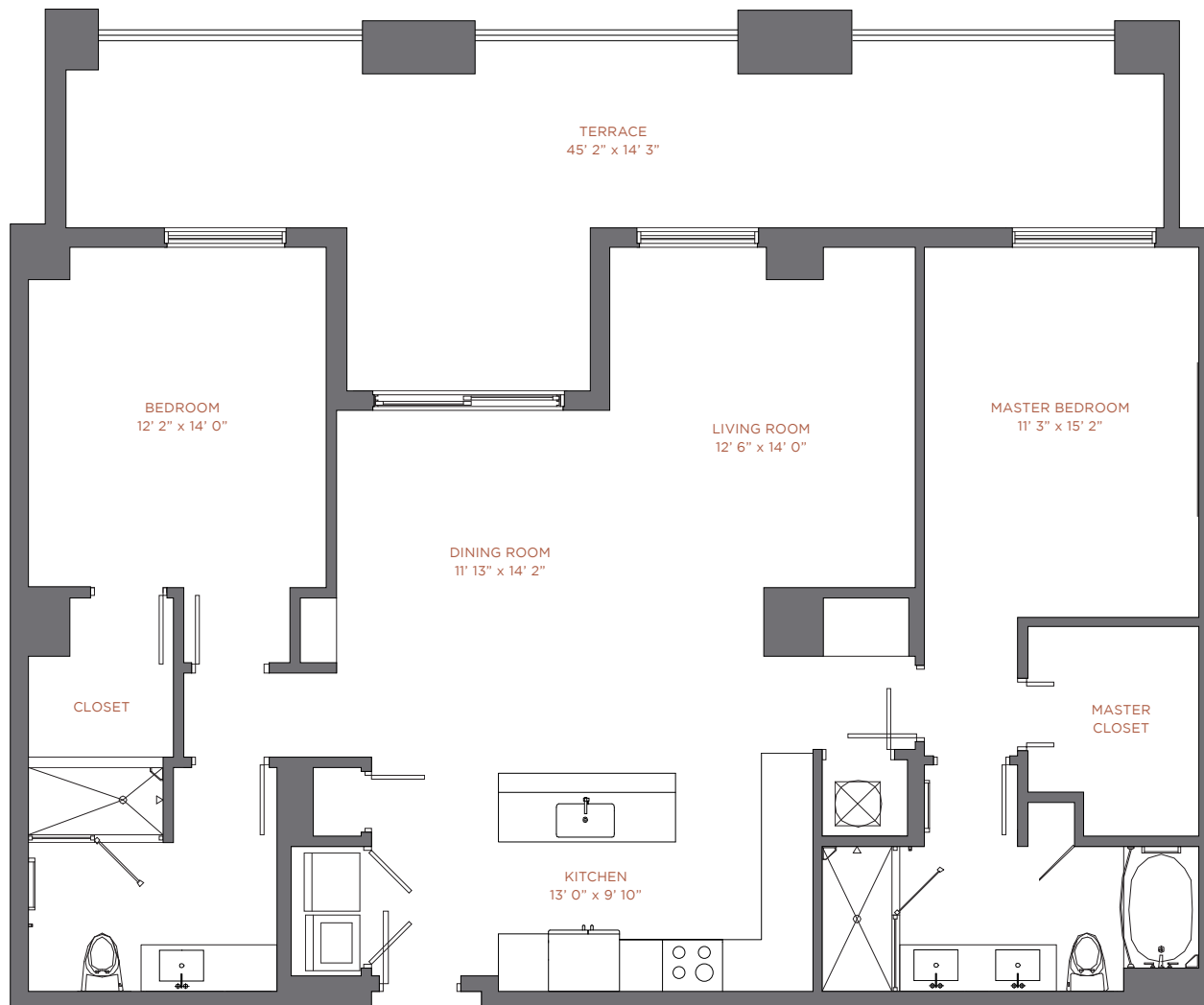
RESIDENCE 05

Level 11
2 Br / 2 Ba

Interior:	1,390 sqft	129 m ²
Terrace:	164 sqft	15 m ²
<hr/>		
Total:	1,554 sqft	144 m ²



There are various methods for calculating the square footage of a condominium unit and depending upon the method of calculation, the quoted square footage of a condominium unit may vary. The square footages of the Unit shown herein are based upon the "Architectural Method" of measurement and stated dimensions are measured to the exterior boundaries of the exterior walls and the centerline of interior demising walls and in fact vary from the dimensions that would be determined by using the description and boundaries of the Unit set forth in the Declaration (which only includes the interior airspace between the perimeter walls and excludes interior structural components). Accordingly, the square footages stated herein are greater than those which would be derived by measuring only the interior area space for the Unit as the Unit is described in the Declaration. Note that measurements of rooms set forth on this or plan are generally taken at the greatest points of each given room (as if the room were a perfect rectangle), without regard for any cutouts. Accordingly, the area of the actual room will typically be smaller than the product obtained by multiplying the stated length times width. All depictions of textures, appliances, counters, cabinetry, windows and other matters of detail, are conceptual only and subject to change or modification. Seller does not make, and specially disclaims, any representation or warranty as to the actual size, dimensions or square footage of the Unit. Purchaser should refer to the description and boundaries of the Unit set forth in the recorded Declaration and make its own determination as to the area and dimensions of the Unit. These drawings are conceptual only and are for the convenience of reference.

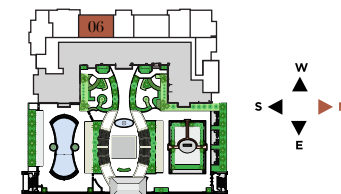



NINE
AT MARY BRICKELL VILLAGE

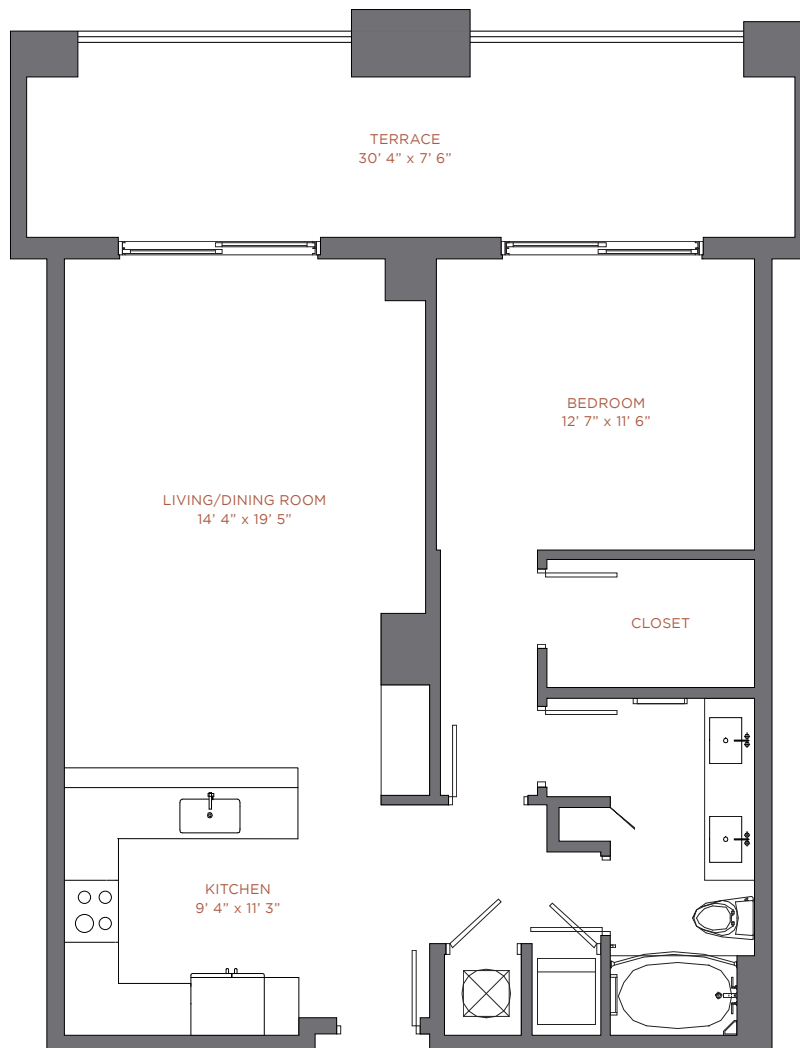
RESIDENCE 06

Level 11
2 Br / 2 Ba

Interior:	1,484 sqft	138 m ²
Terrace:	397 sqft	37 m ²
<hr/>		
Total:	1,881 sqft	175 m ²



 There are various methods for calculating the square footage of a condominium unit and depending upon the method of calculation, the quoted square footage of a condominium unit may vary. The square footages of the Unit shown herein are based upon the "Architectural Method" of measurement and stated dimensions are measured to the exterior boundaries of the exterior walls and the centerline of interior demising walls and in fact vary from the dimensions that would be determined by using the description and boundaries of the Unit set forth in the Declaration (which only includes the interior airspace between the perimeter walls and excludes interior structural components). Accordingly, the square footages stated herein are greater than those which would be derived by measuring only the interior area space for the Unit as the Unit is described in the Declaration. Note that measurements of rooms set forth on this or plan are generally taken at the greatest points of each given room (as if the room were a perfect rectangle), without regard for any cutouts. Accordingly, the area of the actual room will typically be smaller than the product obtained by multiplying the stated length times width. All depictions of textures, appliances, counters, cabinetry, windows and other matters of detail, are conceptual only and subject to change or modification. Seller does not make, and specially disclaims, any representation or warranty as to the actual size, dimensions or square footage of the Unit. Purchaser should refer to the description and boundaries of the Unit set forth in the recorded Declaration and make its own determination as to the area and dimensions of the Unit. These drawings are conceptual only and are for the convenience of reference.

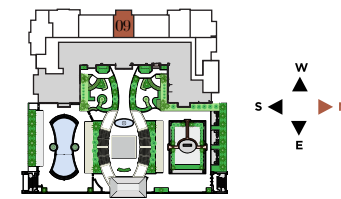



NINE
AT MARY BRICKELL VILLAGE

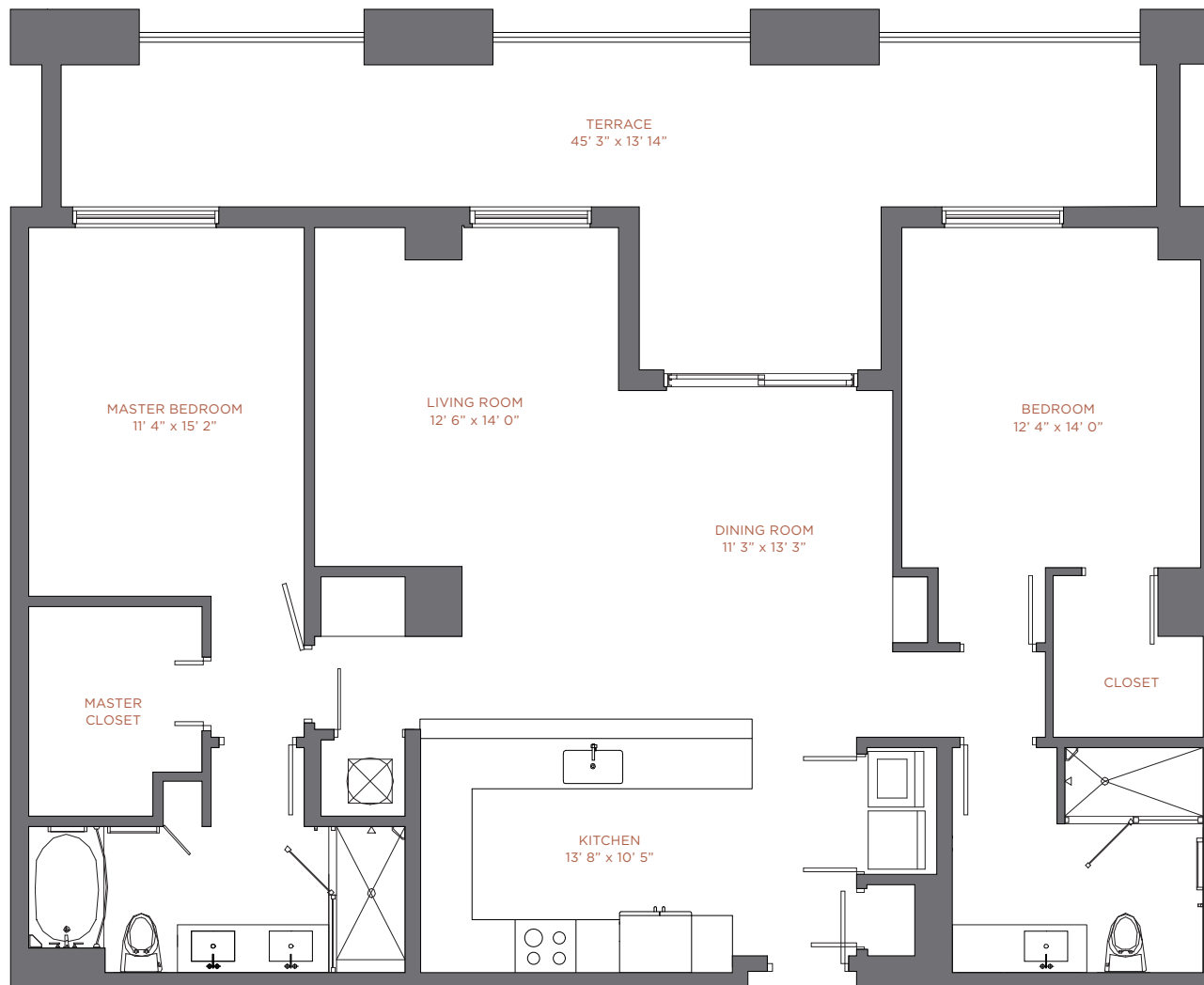
RESIDENCE 09

Level 11
1 Br / 1 Ba

Interior:	886 sqft	82 m ²
Terrace:	222 sqft	21 m ²
<hr/>		
Total:	1,108 sqft	103 m ²



 There are various methods for calculating the square footage of a condominium unit and depending upon the method of calculation, the quoted square footage of a condominium unit may vary. The square footages of the Unit shown herein are based upon the "Architectural Method" of measurement and stated dimensions are measured to the exterior boundaries of the exterior walls and the centerline of interior demising walls and in fact vary from the dimensions that would be determined by using the description and boundaries of the Unit set forth in the Declaration (which only includes the interior airspace between the perimeter walls and excludes interior structural components). Accordingly, the square footages stated herein are greater than those which would be derived by measuring only the interior area space for the Unit as the Unit is described in the Declaration. Note that measurements of rooms set forth on this or plan are generally taken at the greatest points of each given room (as if the room were a perfect rectangle), without regard for any cutouts. Accordingly, the area of the actual room will typically be smaller than the product obtained by multiplying the stated length times width. All depictions of textures, appliances, counters, cabinetry, windows and other matters of detail, are conceptual only and subject to change or modification. Seller does not make, and specially disclaims, any representation or warranty as to the actual size, dimensions or square footage of the Unit. Purchaser should refer to the description and boundaries of the Unit set forth in the recorded Declaration and make its own determination as to the area and dimensions of the Unit. These drawings are conceptual only and are for the convenience of reference.

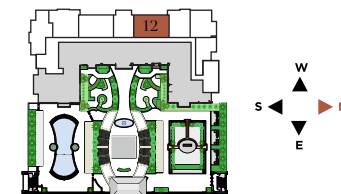



NINE
AT MARY BRICKELL VILLAGE

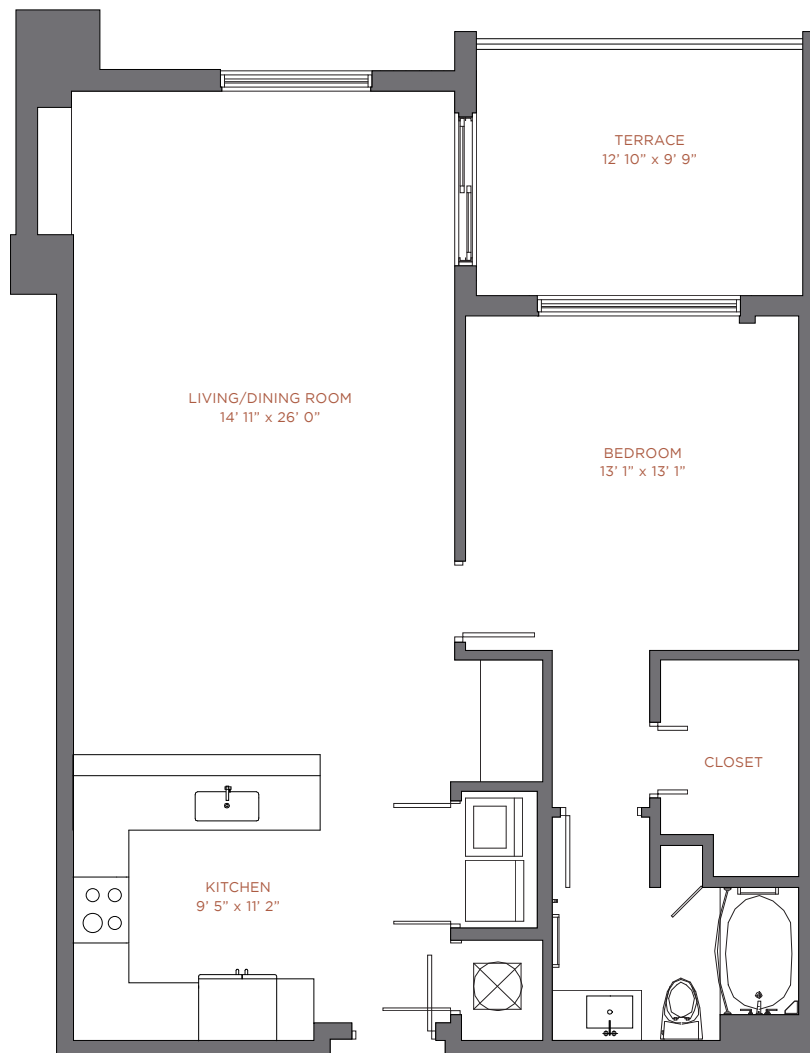
RESIDENCE 12

Level 11
2 Br / 2 Ba

Interior:	1,489 sqft	138 m ²
Terrace:	398 sqft	37 m ²
<hr/>		
Total:	1,887 sqft	175 m ²



 There are various methods for calculating the square footage of a condominium unit and depending upon the method of calculation, the quoted square footage of a condominium unit may vary. The square footages of the Unit shown herein are based upon the "Architectural Method" of measurement and stated dimensions are measured to the exterior boundaries of the exterior walls and the centerline of interior demising walls and in fact vary from the dimensions that would be determined by using the description and boundaries of the Unit set forth in the Declaration (which only includes the interior airspace between the perimeter walls and excludes interior structural components). Accordingly, the square footages stated herein are greater than those which would be derived by measuring only the interior area space for the Unit as the Unit is described in the Declaration. Note that measurements of rooms set forth on this or plan are generally taken at the greatest points of each given room (as if the room were a perfect rectangle), without regard for any cutouts. Accordingly, the area of the actual room will typically be smaller than the product obtained by multiplying the stated length times width. All depictions of textures, appliances, counters, cabinetry, windows and other matters of detail, are conceptual only and subject to change or modification. Seller does not make, and specially disclaims, any representation or warranty as to the actual size, dimensions or square footage of the Unit. Purchaser should refer to the description and boundaries of the Unit set forth in the recorded Declaration and make its own determination as to the area and dimensions of the Unit. These drawings are conceptual only and are for the convenience of reference.

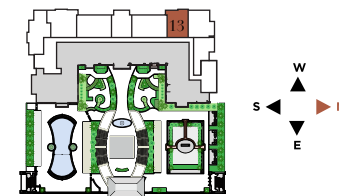



NINE
AT MARY BRICKELL VILLAGE

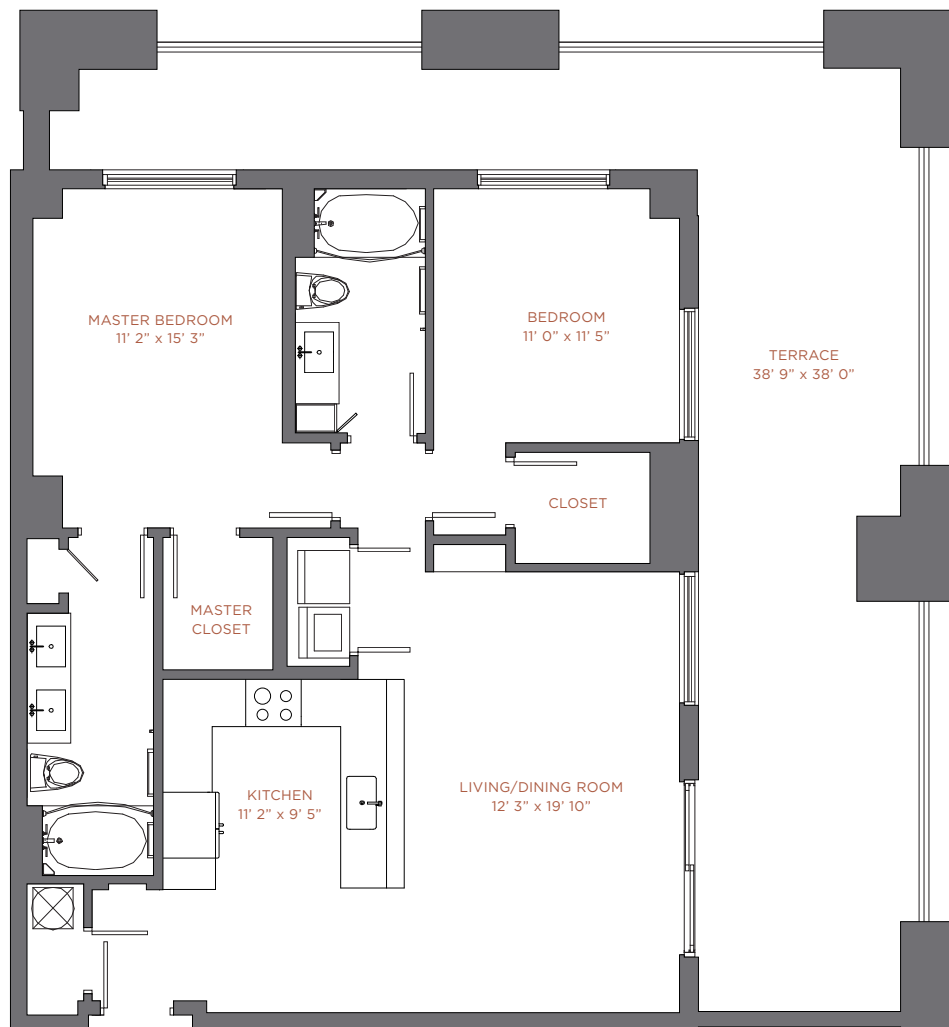
RESIDENCE 13

Level 11
1 Br / 1 Ba

Interior:	1,020 sqft	95 m ²
Terrace:	125 sqft	12 m ²
<hr/>		
Total:	1,145 sqft	107 m ²



 There are various methods for calculating the square footage of a condominium unit and depending upon the method of calculation, the quoted square footage of a condominium unit may vary. The square footages of the Unit shown herein are based upon the "Architectural Method" of measurement and stated dimensions are measured to the exterior boundaries of the exterior walls and the centerline of interior demising walls and in fact vary from the dimensions that would be determined by using the description and boundaries of the Unit set forth in the Declaration (which only includes the interior airspace between the perimeter walls and excludes interior structural components). Accordingly, the square footages stated herein are greater than those which would be derived by measuring only the interior area space for the Unit as the Unit is described in the Declaration. Note that measurements of rooms set forth on this or plan are generally taken at the greatest points of each given room (as if the room were a perfect rectangle), without regard for any cutouts. Accordingly, the area of the actual room will typically be smaller than the product obtained by multiplying the stated length times width. All depictions of textures, appliances, counters, cabinetry, windows and other matters of detail, are conceptual only and subject to change or modification. Seller does not make, and specially disclaims, any representation or warranty as to the actual size, dimensions or square footage of the Unit. Purchaser should refer to the description and boundaries of the Unit set forth in the recorded Declaration and make its own determination as to the area and dimensions of the Unit. These drawings are conceptual only and are for the convenience of reference.

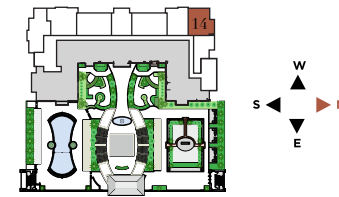



NINE
AT MARY BRICKELL VILLAGE

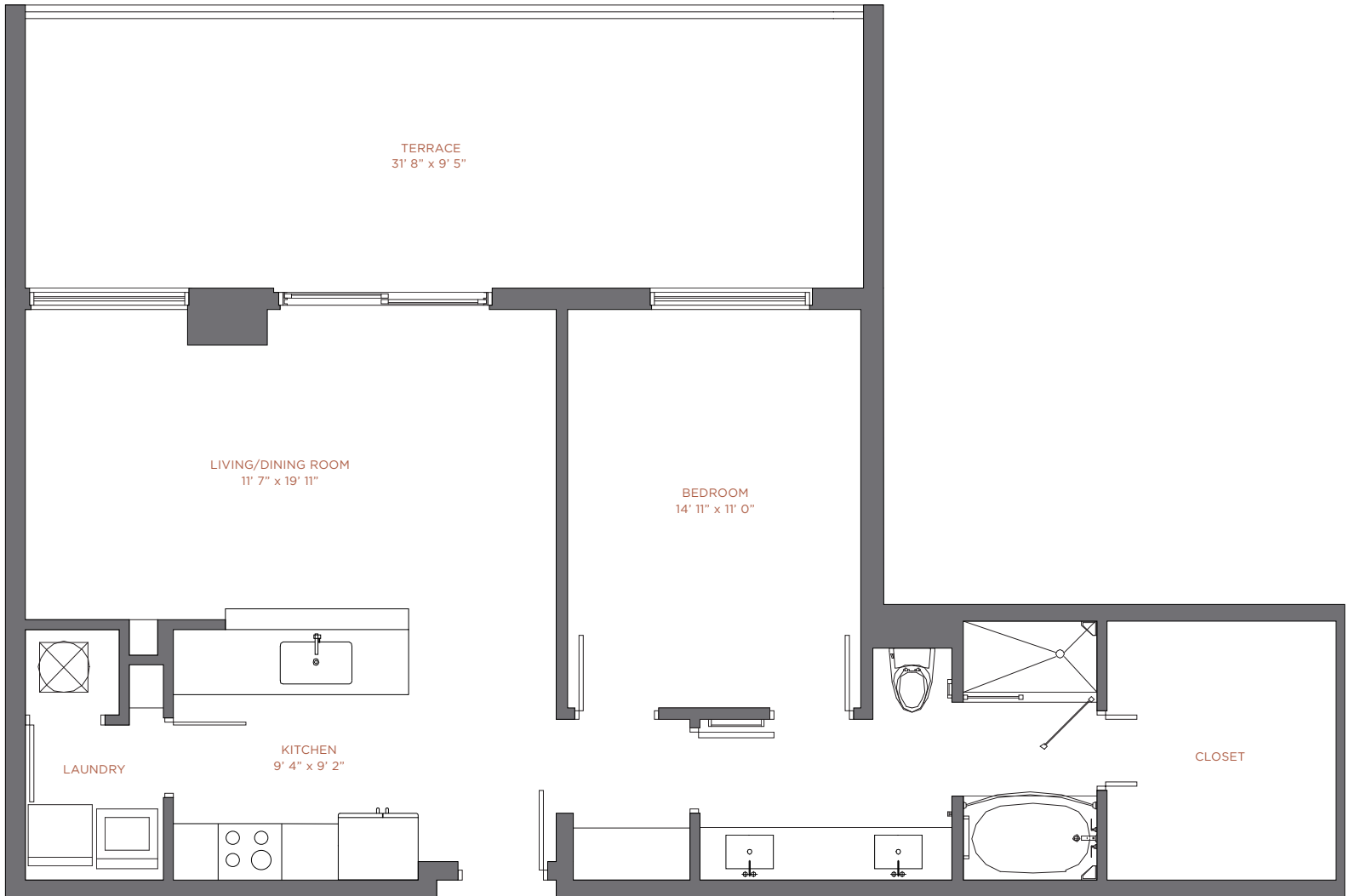
RESIDENCE 14

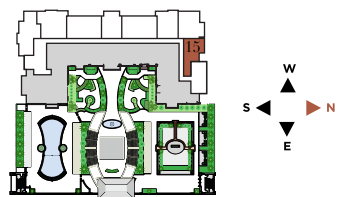
Level 11
2 Br / 2 Ba


Interior:	1,173 sqft	109 m ²
Terrace:	540 sqft	50 m ²
Total:	1,713 sqft	159 m ²

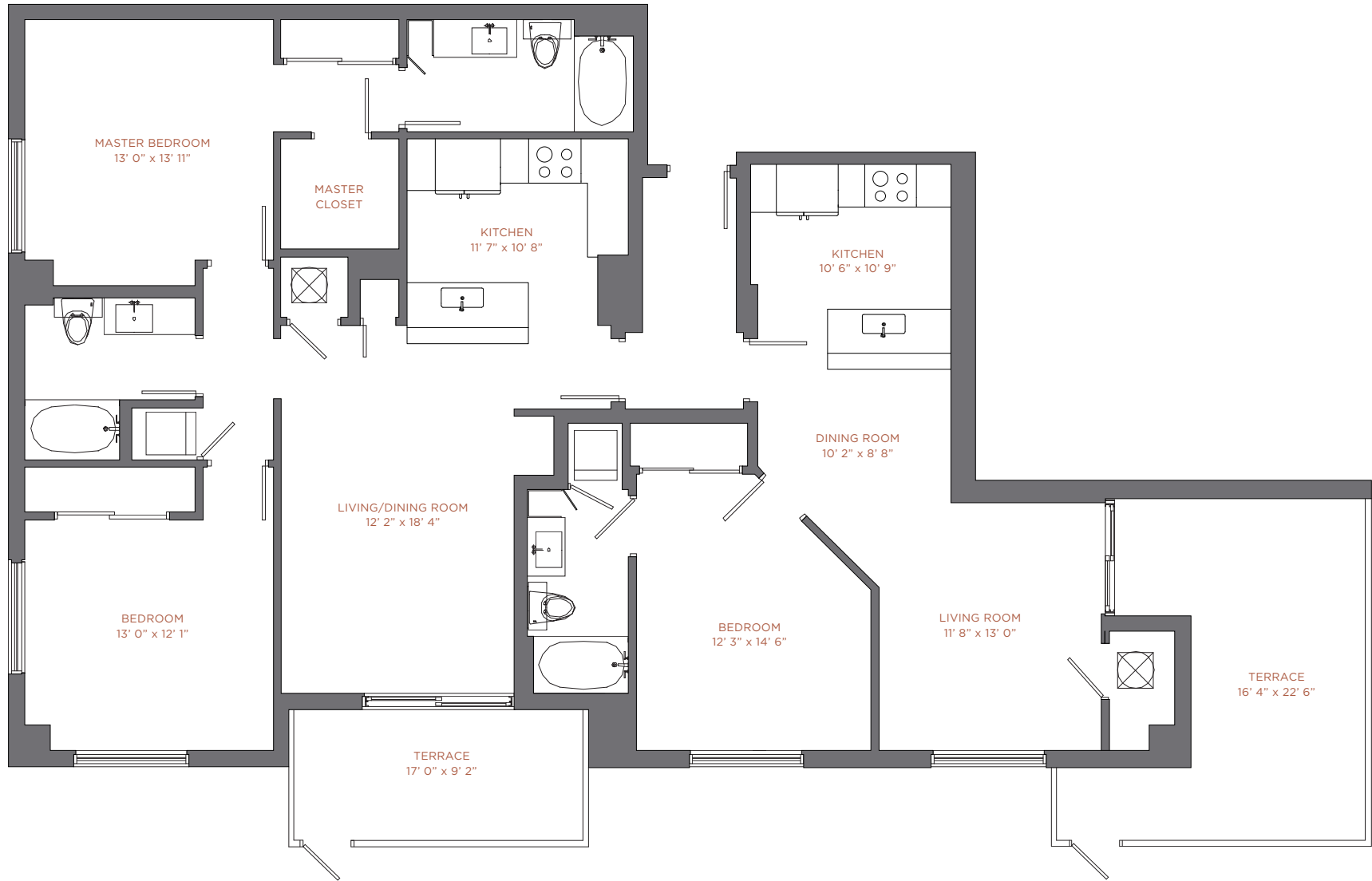


 There are various methods for calculating the square footage of a condominium unit and depending upon the method of calculation, the quoted square footage of a condominium unit may vary. The square footages of the Unit shown herein are based upon the "Architectural Method" of measurement and stated dimensions are measured to the exterior boundaries of the exterior walls and the centerline of interior demising walls and in fact vary from the dimensions that would be determined by using the description and boundaries of the Unit set forth in the Declaration (which only includes the interior airspace between the perimeter walls and excludes interior structural components). Accordingly, the square footages stated herein are greater than those which would be derived by measuring only the interior area space for the Unit as the Unit is described in the Declaration. Note that measurements of rooms set forth on this or plan are generally taken at the greatest points of each given room (as if the room were a perfect rectangle), without regard for any cutouts. Accordingly, the area of the actual room will typically be smaller than the product obtained by multiplying the stated length times width. All depictions of textures, appliances, counters, cabinetry, windows and other matters of detail, are conceptual only and subject to change or modification. Seller does not make, and specially disclaims, any representation or warranty as to the actual size, dimensions or square footage of the Unit. Purchaser should refer to the description and boundaries of the Unit set forth in the recorded Declaration and make its own determination as to the area and dimensions of the Unit. These drawings are conceptual only and are for the convenience of reference.



<div><div>NINE</div><div>AT MARY BRICKELL VILLAGE</div></div>	<div>RESIDENCE 15</div> <div>Level 11</div> <div>1 Br / 1 Ba</div>	<div>Interior: 914 sqft 85 m²</div> <div>Terrace: 299 sqft 28 m²</div>		
		<div>Total: 1,213 sqft 113 m²</div>		

 There are various methods for calculating the square footage of a condominium unit and depending upon the method of calculation, the quoted square footage of a condominium unit may vary. The square footages of the Unit shown herein are based upon the "Architectural Method" of measurement and stated dimensions are measured to the exterior boundaries of the exterior walls and the centerline of interior demising walls and in fact vary from the dimensions that would be determined by using the description and boundaries of the Unit set forth in the Declaration (which only includes the interior airspace between the perimeter walls and excludes interior structural components). Accordingly, the square footages stated herein are greater than those which would be derived by measuring only the interior area space for the Unit as the Unit is described in the Declaration. Note that measurements of rooms set forth on this or plan are generally taken at the greatest points of each given room (as if the room were a perfect rectangle), without regard for any cutouts. Accordingly, the area of the actual room will typically be smaller than the product obtained by multiplying the stated length times width. All depictions of textures, appliances, counters, cabinetry, windows and other matters of detail, are conceptual only and subject to change or modification. Seller does not make, and specially disclaims, any representation or warranty as to the actual size, dimensions or square footage of the Unit. Purchaser should refer to the description and boundaries of the Unit set forth in the recorded Declaration and make its own determination as to the area and dimensions of the Unit. These drawings are conceptual only and are for the convenience of reference.

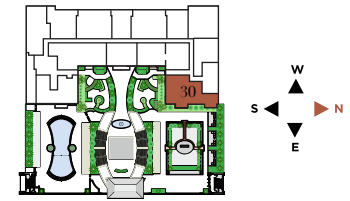


NINE
AT MARY BRICKELL VILLAGE

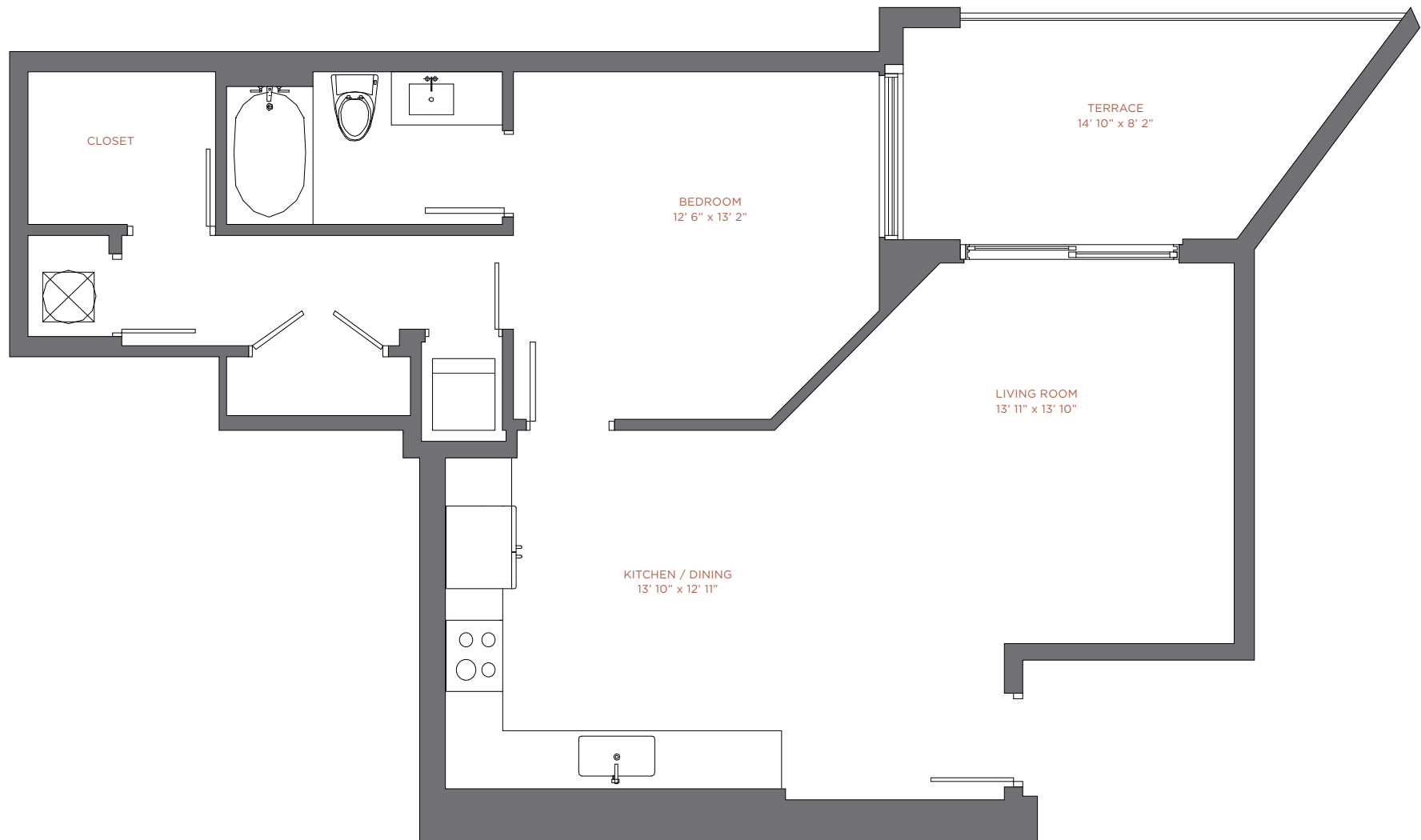
RESIDENCE 30


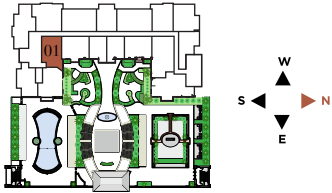
Level 11
3 Br / 3 Ba


Interior:	1,952 sqft	182 m ²
Terrace:	514 sqft	48 m ²
Total:	2,466 sqft	230 m ²

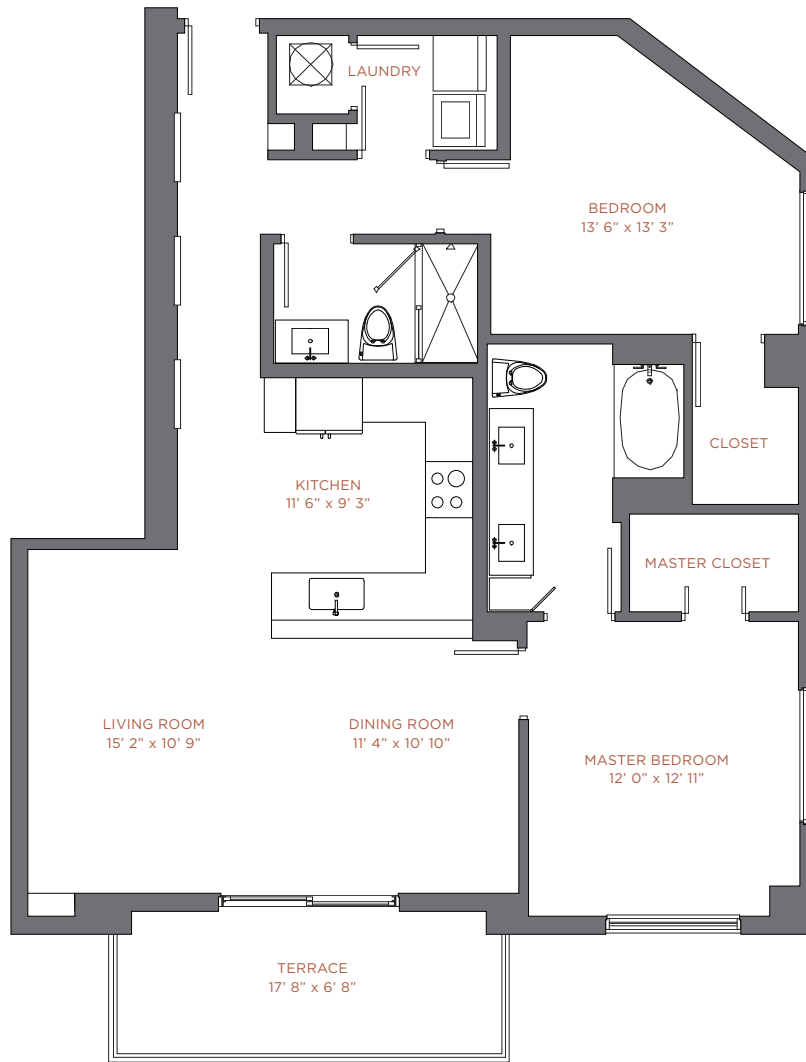


There are various methods for calculating the square footage of a condominium unit and depending upon the method of calculation, the quoted square footage of a condominium unit may vary. The square footages of the Unit shown herein are based upon the "Architectural Method" of measurement and stated dimensions are measured to the exterior boundaries of the exterior walls and the centerline of interior demising walls and in fact vary from the dimensions that would be determined by using the description and boundaries of the Unit set forth in the Declaration (which only includes the interior airspace between the perimeter walls and excludes interior structural components). Accordingly, the square footages stated herein are greater than those which would be derived by measuring only the interior area space for the Unit as the Unit is described in the Declaration. Note that measurements of rooms set forth on this or plan are generally taken at the greatest points of each given room (as if the room were a perfect rectangle), without regard for any cutouts. Accordingly, the area of the actual room will typically be smaller than the product obtained by multiplying the stated length times width. All depictions of textures, appliances, counters, cabinetry, windows and other matters of detail, are conceptual only and subject to change or modification. Seller does not make, and specially disclaims, any representation or warranty as to the actual size, dimensions or square footage of the Unit. Purchaser should refer to the description and boundaries of the Unit set forth in the recorded Declaration and make its own determination as to the area and dimensions of the Unit. These drawings are conceptual only and are for the convenience of reference.



	RESIDENCE 01 Levels 12 thru 33 1 Br / 1 Ba	Interior: 870 sqft 81 m ² Terrace: 124 sqft 11 m ²	
		<hr/> Total: 994 sqft 92 m ²	

 There are various methods for calculating the square footage of a condominium unit and depending upon the method of calculation, the quoted square footage of a condominium unit may vary. The square footages of the Unit shown herein are based upon the "Architectural Method" of measurement and stated dimensions are measured to the exterior boundaries of the exterior walls and the centerline of interior demising walls and in fact vary from the dimensions that would be determined by using the description and boundaries of the Unit set forth in the Declaration (which only includes the interior airspace between the perimeter walls and excludes interior structural components). Accordingly, the square footages stated herein are greater than those which would be derived by measuring only the interior area space for the Unit as the Unit is described in the Declaration. Note that measurements of rooms set forth on this or plan are generally taken at the greatest points of each given room (as if the room were a perfect rectangle), without regard for any cutouts. Accordingly, the area of the actual room will typically be smaller than the product obtained by multiplying the stated length times width. All depictions of textures, appliances, counters, cabinetry, windows and other matters of detail, are conceptual only and subject to change or modification. Seller does not make, and specially disclaims, any representation or warranty as to the actual size, dimensions or square footage of the Unit. Purchaser should refer to the description and boundaries of the Unit set forth in the recorded Declaration and make its own determination as to the area and dimensions of the Unit. These drawings are conceptual only and are for the convenience of reference.

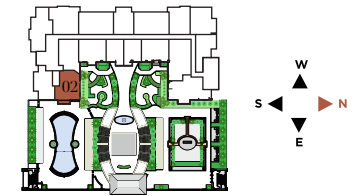



NINE
AT MARY BRICKELL VILLAGE

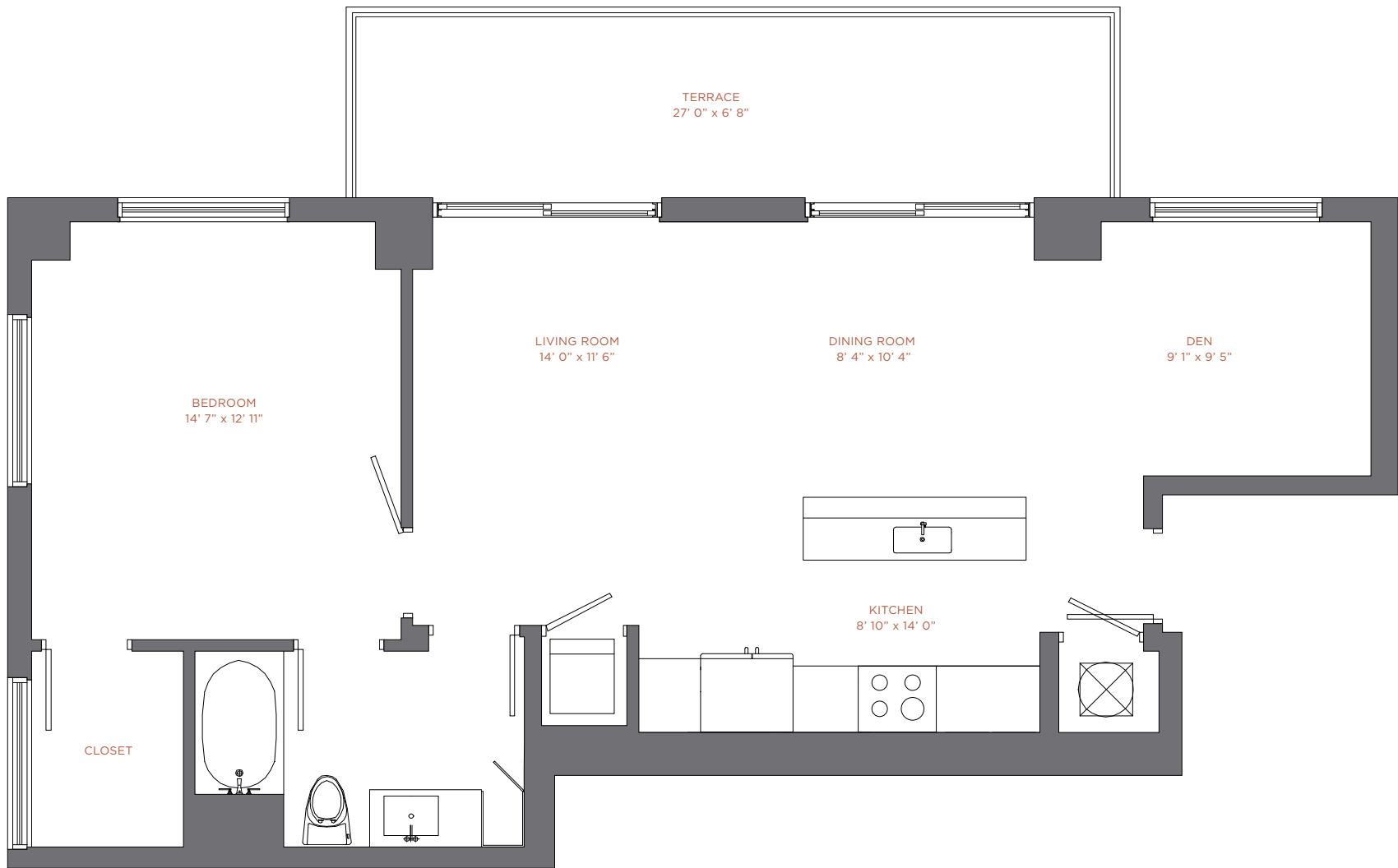
RESIDENCE 02

Levels 12 thru 33
2 Br / 2 Ba

Interior:	1,241 sqft	115 m ²
Terrace:	116 sqft	11 m ²
<hr/>		
Total:	1,357 sqft	126 m ²



 There are various methods for calculating the square footage of a condominium unit and depending upon the method of calculation, the quoted square footage of a condominium unit may vary. The square footages of the Unit shown herein are based upon the "Architectural Method" of measurement and stated dimensions are measured to the exterior boundaries of the exterior walls and the centerline of interior demising walls and in fact vary from the dimensions that would be determined by using the description and boundaries of the Unit set forth in the Declaration (which only includes the interior airspace between the perimeter walls and excludes interior structural components). Accordingly, the square footages stated herein are greater than those which would be derived by measuring only the interior area space for the Unit as the Unit is described in the Declaration. Note that measurements of rooms set forth on this or plan are generally taken at the greatest points of each given room (as if the room were a perfect rectangle), without regard for any cutouts. Accordingly, the area of the actual room will typically be smaller than the product obtained by multiplying the stated length times width. All depictions of textures, appliances, counters, cabinetry, windows and other matters of detail, are conceptual only and subject to change or modification. Seller does not make, and specially disclaims, any representation or warranty as to the actual size, dimensions or square footage of the Unit. Purchaser should refer to the description and boundaries of the Unit set forth in the recorded Declaration and make its own determination as to the area and dimensions of the Unit. These drawings are conceptual only and are for the convenience of reference.

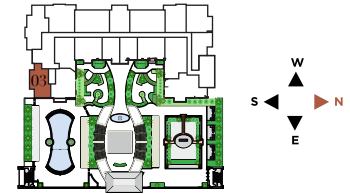



NINE
AT MARY BRICKELL VILLAGE

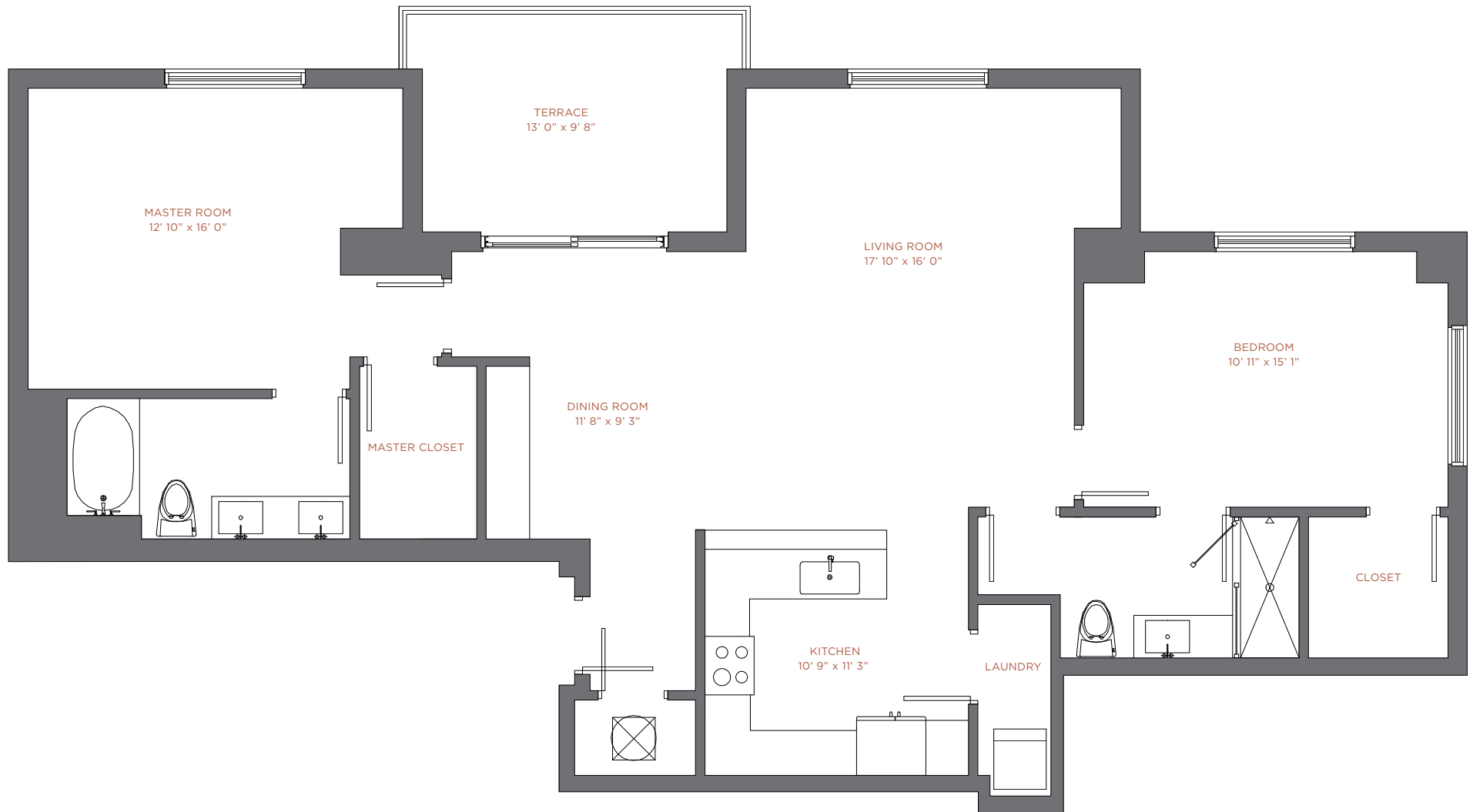
RESIDENCE 03

Levels 12 thru 33
1 Br / 1 Ba + Den

Interior:	937 sqft	87 m ²
Terrace:	180 sqft	17 m ²
<hr/>		
Total:	1,117 sqft	104 m ²



 There are various methods for calculating the square footage of a condominium unit and depending upon the method of calculation, the quoted square footage of a condominium unit may vary. The square footages of the Unit shown herein are based upon the "Architectural Method" of measurement and stated dimensions are measured to the exterior boundaries of the exterior walls and the centerline of interior demising walls and in fact vary from the dimensions that would be determined by using the description and boundaries of the Unit set forth in the Declaration (which only includes the interior airspace between the perimeter walls and excludes interior structural components). Accordingly, the square footages stated herein are greater than those which would be derived by measuring only the interior area space for the Unit as the Unit is described in the Declaration. Note that measurements of rooms set forth on this or plan are generally taken at the greatest points of each given room (as if the room were a perfect rectangle), without regard for any cutouts. Accordingly, the area of the actual room will typically be smaller than the product obtained by multiplying the stated length times width. All depictions of textures, appliances, counters, cabinetry, windows and other matters of detail, are conceptual only and subject to change or modification. Seller does not make, and specially disclaims, any representation or warranty as to the actual size, dimensions or square footage of the Unit. Purchaser should refer to the description and boundaries of the Unit set forth in the recorded Declaration and make its own determination as to the area and dimensions of the Unit. These drawings are conceptual only and are for the convenience of reference.

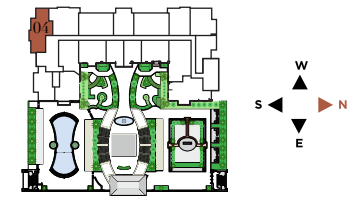


NINE
AT MARY BRICKELL VILLAGE

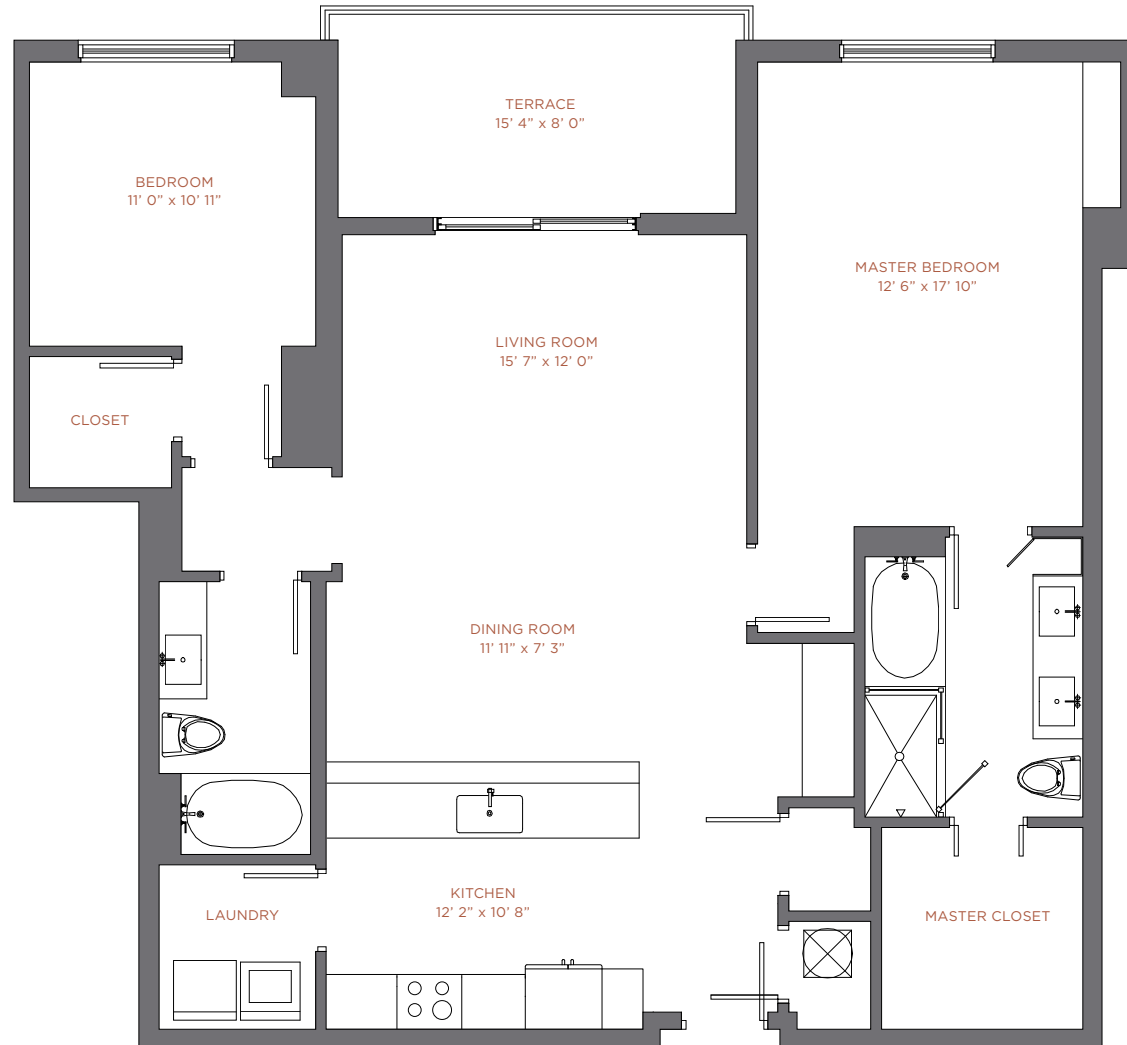
RESIDENCE 04

Levels 12 thru 33
2 Br / 2 Ba

Interior:	1,366 sqft	127 m ²
Terrace:	131 sqft	13 m ²
<hr/>		
Total:	1,497 sqft	140 m ²



There are various methods for calculating the square footage of a condominium unit and depending upon the method of calculation, the quoted square footage of a condominium unit may vary. The square footages of the Unit shown herein are based upon the "Architectural Method" of measurement and stated dimensions are measured to the exterior boundaries of the exterior walls and the centerline of interior demising walls and in fact vary from the dimensions that would be determined by using the description and boundaries of the Unit set forth in the Declaration (which only includes the interior airspace between the perimeter walls and excludes interior structural components). Accordingly, the square footages stated herein are greater than those which would be derived by measuring only the interior area space for the Unit as the Unit is described in the Declaration. Note that measurements of rooms set forth on this or plan are generally taken at the greatest points of each given room (as if the room were a perfect rectangle), without regard for any cutouts. Accordingly, the area of the actual room will typically be smaller than the product obtained by multiplying the stated length times width. All depictions of textures, appliances, counters, cabinetry, windows and other matters of detail, are conceptual only and subject to change or modification. Seller does not make, and specially disclaims, any representation or warranty as to the actual size, dimensions or square footage of the Unit. Purchaser should refer to the description and boundaries of the Unit set forth in the recorded Declaration and make its own determination as to the area and dimensions of the Unit. These drawings are conceptual only and are for the convenience of reference.

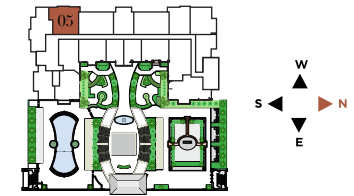



NINE
AT MARY BRICKELL VILLAGE

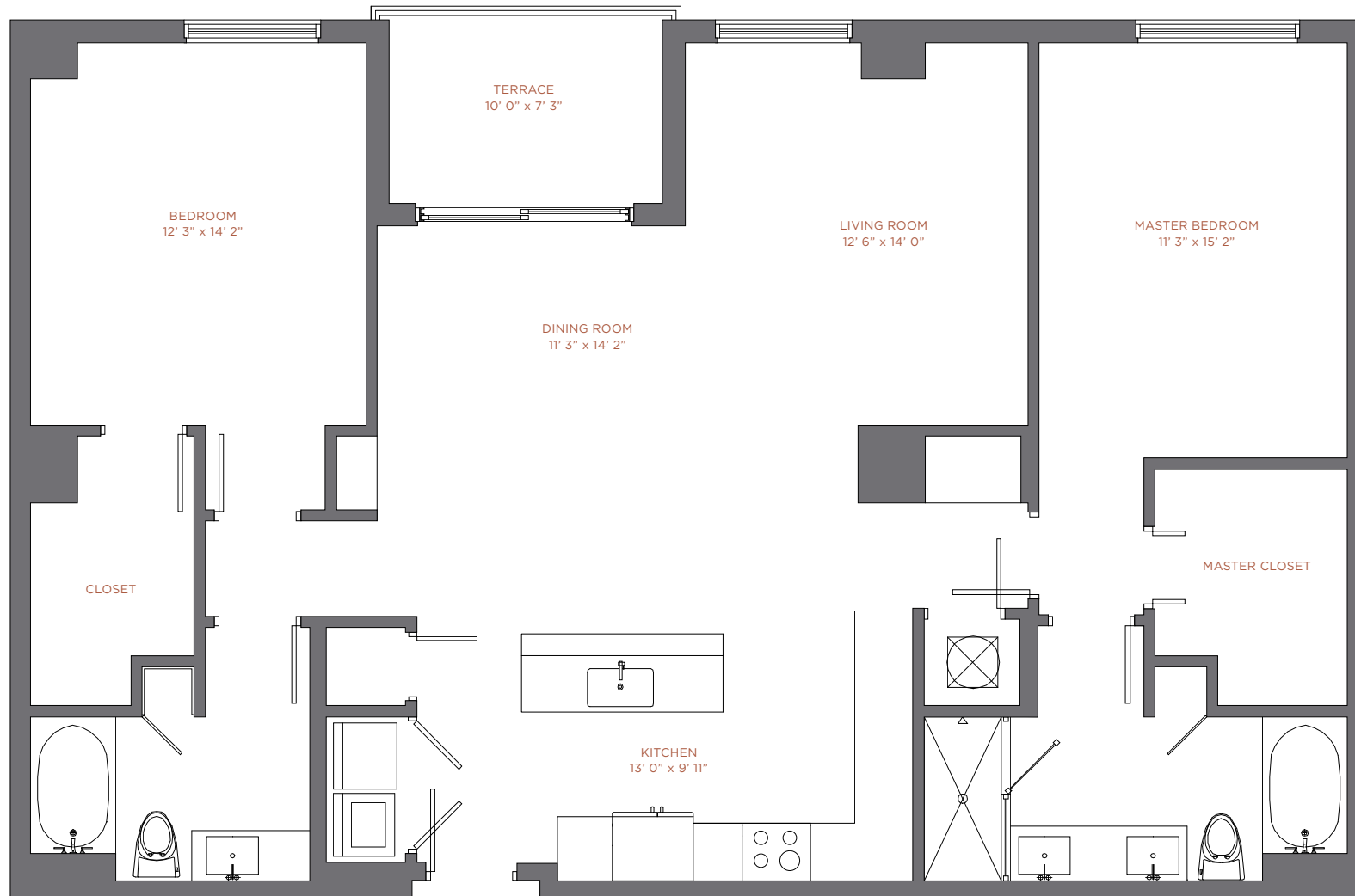
RESIDENCE 05

Levels 12 thru 33
2 Br / 2 Ba

Interior:	1,390 sqft	129 m ²
Terrace:	124 sqft	12 m ²
<hr/>		
Total:	1,514 sqft	141 m ²



 There are various methods for calculating the square footage of a condominium unit and depending upon the method of calculation, the quoted square footage of a condominium unit may vary. The square footages of the Unit shown herein are based upon the "Architectural Method" of measurement and stated dimensions are measured to the exterior boundaries of the exterior walls and the centerline of interior demising walls and in fact vary from the dimensions that would be determined by using the description and boundaries of the Unit set forth in the Declaration (which only includes the interior airspace between the perimeter walls and excludes interior structural components). Accordingly, the square footages stated herein are greater than those which would be derived by measuring only the interior area space for the Unit as the Unit is described in the Declaration. Note that measurements of rooms set forth on this or plan are generally taken at the greatest points of each given room (as if the room were a perfect rectangle), without regard for any cutouts. Accordingly, the area of the actual room will typically be smaller than the product obtained by multiplying the stated length times width. All depictions of textures, appliances, counters, cabinetry, windows and other matters of detail, are conceptual only and subject to change or modification. Seller does not make, and specially disclaims, any representation or warranty as to the actual size, dimensions or square footage of the Unit. Purchaser should refer to the description and boundaries of the Unit set forth in the recorded Declaration and make its own determination as to the area and dimensions of the Unit. These drawings are conceptual only and are for the convenience of reference.

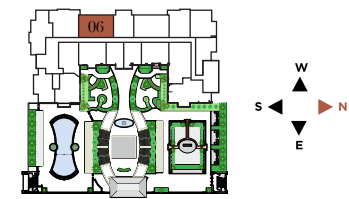


NINE
AT MARY BRICKELL VILLAGE

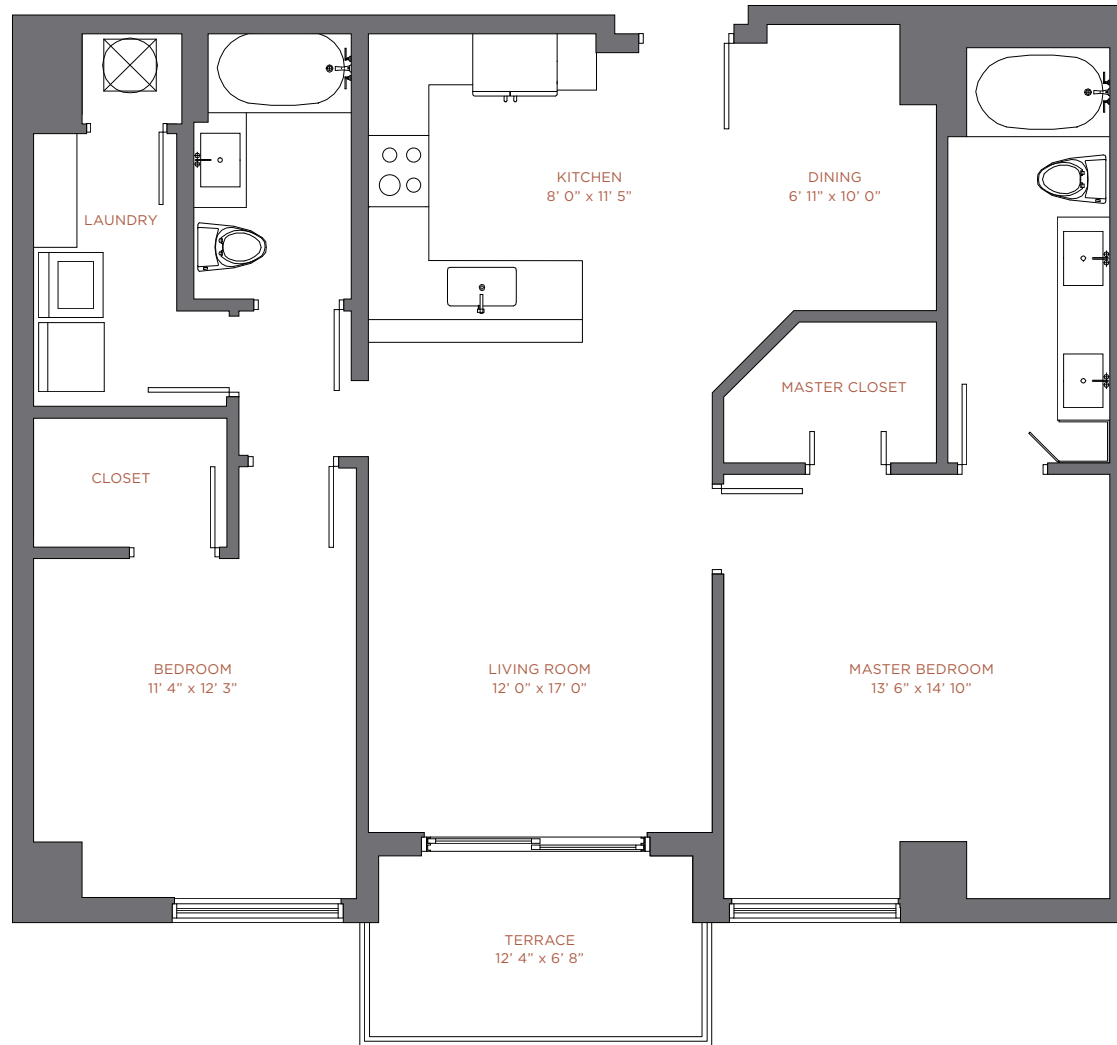
RESIDENCE 06

Levels 12 thru 33
2 Br / 2 Ba

Interior:	1,484 sqft	138 m ²
Terrace:	73 sqft	7 m ²
<hr/>		
Total:	1,557 sqft	145 m ²



There are various methods for calculating the square footage of a condominium unit and depending upon the method of calculation, the quoted square footage of a condominium unit may vary. The square footages of the Unit shown herein are based upon the "Architectural Method" of measurement and stated dimensions are measured to the exterior boundaries of the exterior walls and the centerline of interior demising walls and in fact vary from the dimensions that would be determined by using the description and boundaries of the Unit set forth in the Declaration (which only includes the interior airspace between the perimeter walls and excludes interior structural components). Accordingly, the square footages stated herein are greater than those which would be derived by measuring only the interior area space for the Unit as the Unit is described in the Declaration. Note that measurements of rooms set forth on this or plan are generally taken at the greatest points of each given room (as if the room were a perfect rectangle), without regard for any cutouts. Accordingly, the area of the actual room will typically be smaller than the product obtained by multiplying the stated length times width. All depictions of textures, appliances, counters, cabinetry, windows and other matters of detail, are conceptual only and subject to change or modification. Seller does not make, and specially disclaims, any representation or warranty as to the actual size, dimensions or square footage of the Unit. Purchaser should refer to the description and boundaries of the Unit set forth in the recorded Declaration and make its own determination as to the area and dimensions of the Unit. These drawings are conceptual only and are for the convenience of reference.

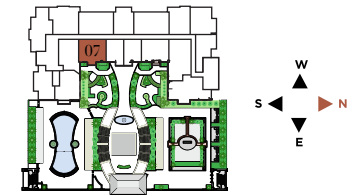



NINE
AT MARY BRICKELL VILLAGE

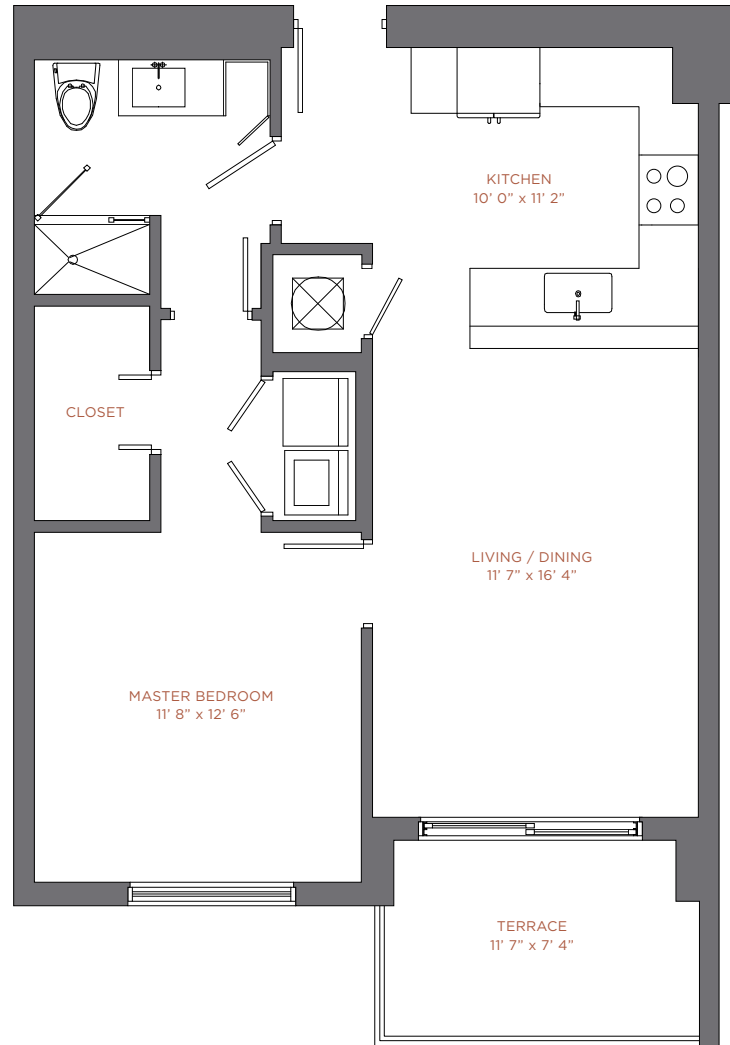
RESIDENCE 07

Levels 12 thru 33
2 Br / 2 Ba

Interior:	1,192 sqft	110 m ²
Terrace:	79 sqft	7 m ²
<hr/>		
Total:	1,271 sqft	117 m ²



 There are various methods for calculating the square footage of a condominium unit and depending upon the method of calculation, the quoted square footage of a condominium unit may vary. The square footages of the Unit shown herein are based upon the "Architectural Method" of measurement and stated dimensions are measured to the exterior boundaries of the exterior walls and the centerline of interior demising walls and in fact vary from the dimensions that would be determined by using the description and boundaries of the Unit set forth in the Declaration (which only includes the interior airspace between the perimeter walls and excludes interior structural components). Accordingly, the square footages stated herein are greater than those which would be derived by measuring only the interior area space for the Unit as the Unit is described in the Declaration. Note that measurements of rooms set forth on this or plan are generally taken at the greatest points of each given room (as if the room were a perfect rectangle), without regard for any cutouts. Accordingly, the area of the actual room will typically be smaller than the product obtained by multiplying the stated length times width. All depictions of textures, appliances, counters, cabinetry, windows and other matters of detail, are conceptual only and subject to change or modification. Seller does not make, and specially disclaims, any representation or warranty as to the actual size, dimensions or square footage of the Unit. Purchaser should refer to the description and boundaries of the Unit set forth in the recorded Declaration and make its own determination as to the area and dimensions of the Unit. These drawings are conceptual only and are for the convenience of reference.

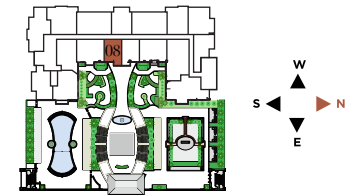



NINE
AT MARY BRICKELL VILLAGE

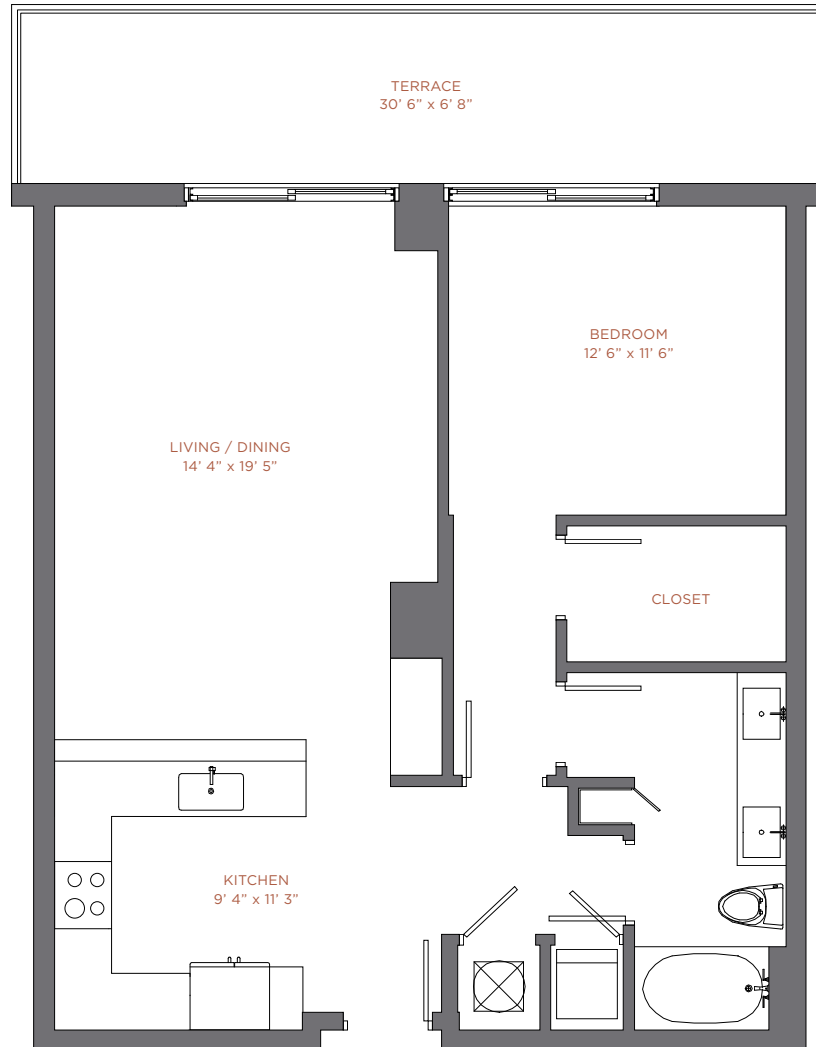
RESIDENCE 08

Levels 12 thru 33
1 Br / 1 Ba

Interior:	744 sqft	69 m ²
Terrace:	83 sqft	8 m ²
Total:	827 sqft	77 m ²



 There are various methods for calculating the square footage of a condominium unit and depending upon the method of calculation, the quoted square footage of a condominium unit may vary. The square footages of the Unit shown herein are based upon the "Architectural Method" of measurement and stated dimensions are measured to the exterior boundaries of the exterior walls and the centerline of interior demising walls and in fact vary from the dimensions that would be determined by using the description and boundaries of the Unit set forth in the Declaration (which only includes the interior airspace between the perimeter walls and excludes interior structural components). Accordingly, the square footages stated herein are greater than those which would be derived by measuring only the interior area space for the Unit as the Unit is described in the Declaration. Note that measurements of rooms set forth on this or plan are generally taken at the greatest points of each given room (as if the room were a perfect rectangle), without regard for any cutouts. Accordingly, the area of the actual room will typically be smaller than the product obtained by multiplying the stated length times width. All depictions of textures, appliances, counters, cabinetry, windows and other matters of detail, are conceptual only and subject to change or modification. Seller does not make, and specially disclaims, any representation or warranty as to the actual size, dimensions or square footage of the Unit. Purchaser should refer to the description and boundaries of the Unit set forth in the recorded Declaration and make its own determination as to the area and dimensions of the Unit. These drawings are conceptual only and are for the convenience of reference.

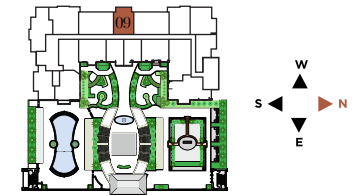



NINE
AT MARY BRICKELL VILLAGE

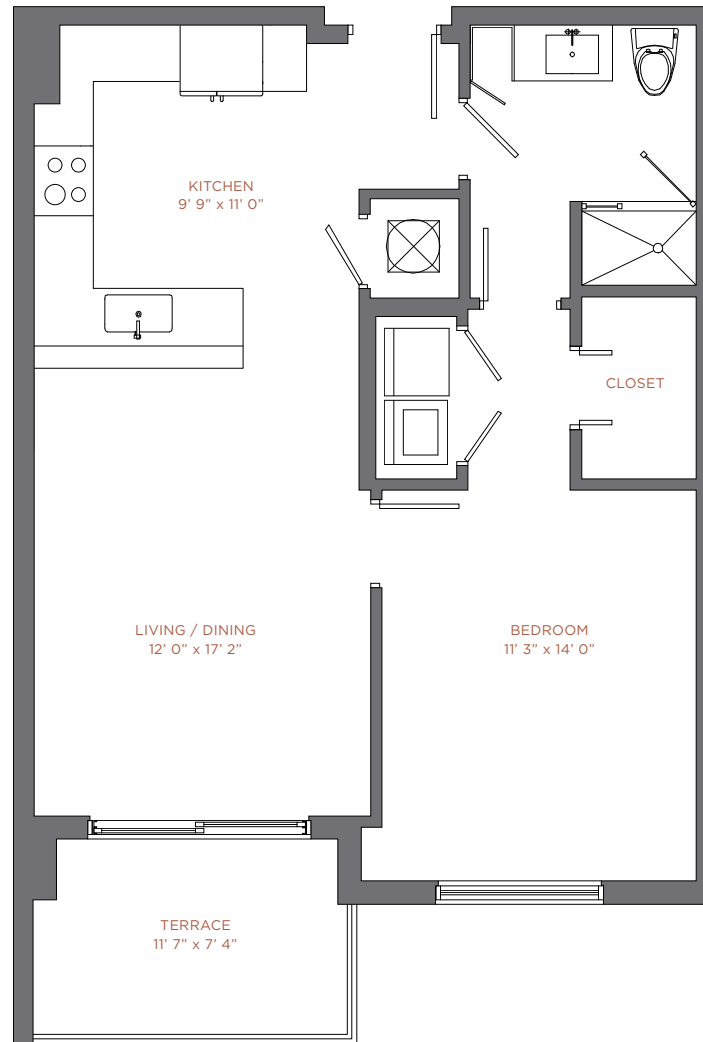
RESIDENCE 09

Levels 12 thru 33
1 Br / 1 Ba

Interior:	886 sqft	83 m ²
Terrace:	203 sqft	19 m ²
<hr/>		
Total:	1,089 sqft	102 m ²



 There are various methods for calculating the square footage of a condominium unit and depending upon the method of calculation, the quoted square footage of a condominium unit may vary. The square footages of the Unit shown herein are based upon the "Architectural Method" of measurement and stated dimensions are measured to the exterior boundaries of the exterior walls and the centerline of interior demising walls and in fact vary from the dimensions that would be determined by using the description and boundaries of the Unit set forth in the Declaration (which only includes the interior airspace between the perimeter walls and excludes interior structural components). Accordingly, the square footages stated herein are greater than those which would be derived by measuring only the interior area space for the Unit as the Unit is described in the Declaration. Note that measurements of rooms set forth on this or plan are generally taken at the greatest points of each given room (as if the room were a perfect rectangle), without regard for any cutouts. Accordingly, the area of the actual room will typically be smaller than the product obtained by multiplying the stated length times width. All depictions of textures, appliances, counters, cabinetry, windows and other matters of detail, are conceptual only and subject to change or modification. Seller does not make, and specially disclaims, any representation or warranty as to the actual size, dimensions or square footage of the Unit. Purchaser should refer to the description and boundaries of the Unit set forth in the recorded Declaration and make its own determination as to the area and dimensions of the Unit. These drawings are conceptual only and are for the convenience of reference.

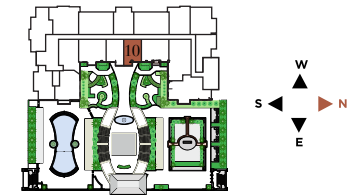



NINE
AT MARY BRICKELL VILLAGE

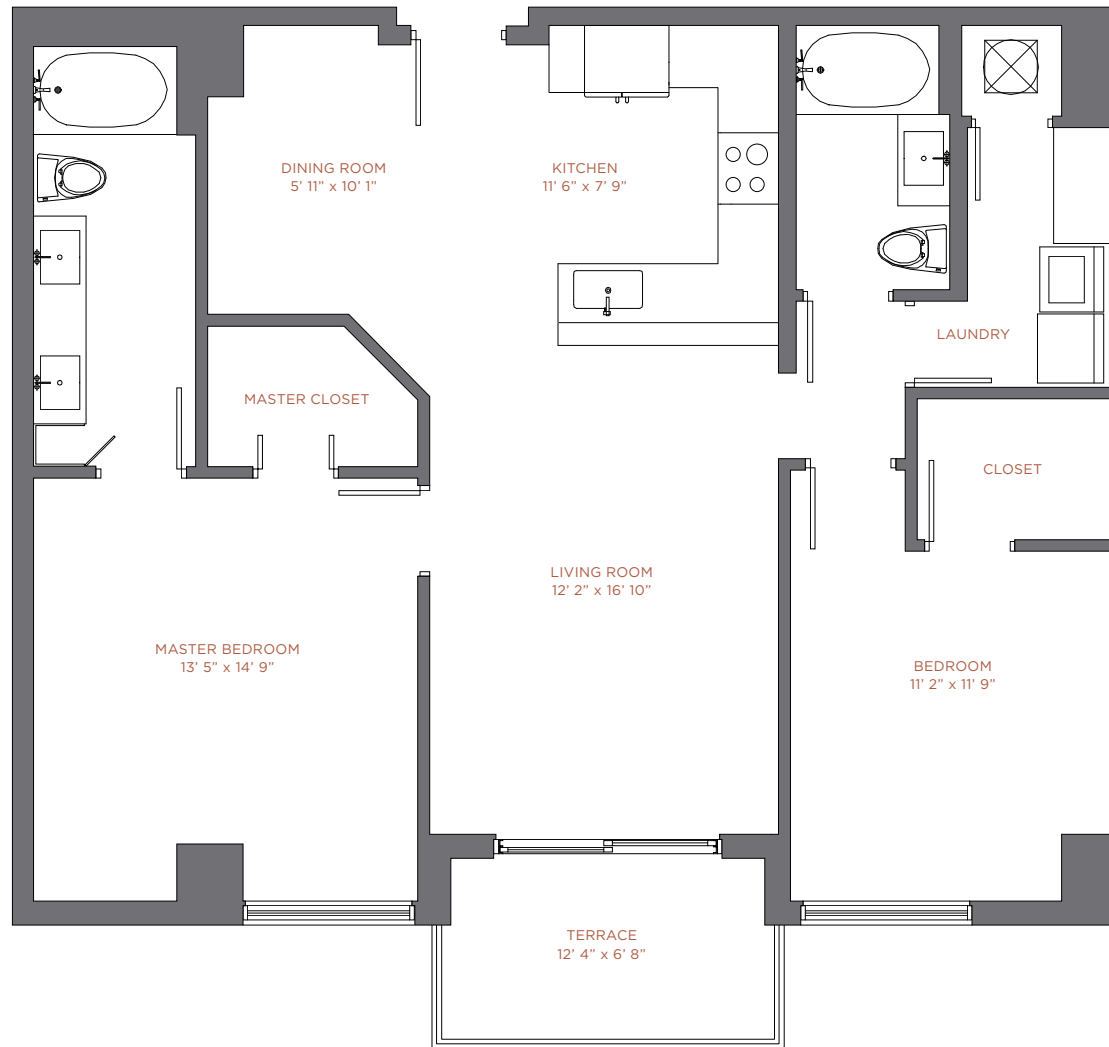
RESIDENCE 10

Levels 12 thru 33
1 Br / 1 Ba

Interior:	749 sqft	70 m ²
Terrace:	83 sqft	8 m ²
<hr/>		
Total:	832 sqft	78 m ²



 There are various methods for calculating the square footage of a condominium unit and depending upon the method of calculation, the quoted square footage of a condominium unit may vary. The square footages of the Unit shown herein are based upon the "Architectural Method" of measurement and stated dimensions are measured to the exterior boundaries of the exterior walls and the centerline of interior demising walls and in fact vary from the dimensions that would be determined by using the description and boundaries of the Unit set forth in the Declaration (which only includes the interior airspace between the perimeter walls and excludes interior structural components). Accordingly, the square footages stated herein are greater than those which would be derived by measuring only the interior area space for the Unit as the Unit is described in the Declaration. Note that measurements of rooms set forth on this or plan are generally taken at the greatest points of each given room (as if the room were a perfect rectangle), without regard for any cutouts. Accordingly, the area of the actual room will typically be smaller than the product obtained by multiplying the stated length times width. All depictions of textures, appliances, counters, cabinetry, windows and other matters of detail, are conceptual only and subject to change or modification. Seller does not make, and specially disclaims, any representation or warranty as to the actual size, dimensions or square footage of the Unit. Purchaser should refer to the description and boundaries of the Unit set forth in the recorded Declaration and make its own determination as to the area and dimensions of the Unit. These drawings are conceptual only and are for the convenience of reference.

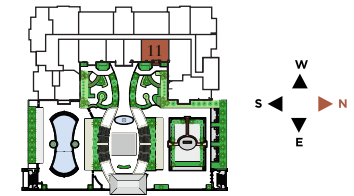



NINE
AT MARY BRICKELL VILLAGE

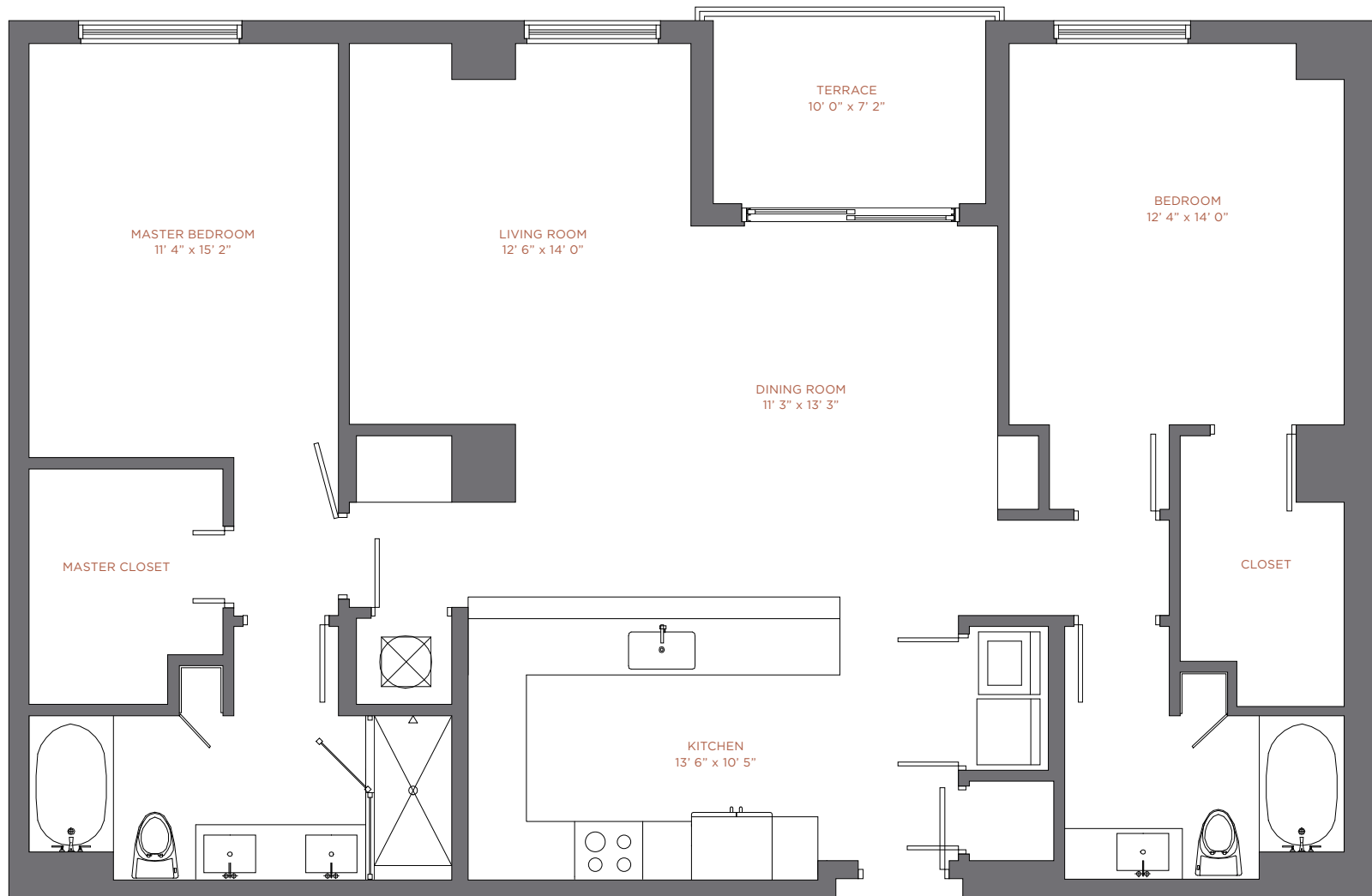
RESIDENCE 11

Levels 12 thru 33
2 Br / 2 Ba

Interior:	1,192 sqft	111 m ²
Terrace:	79 sqft	7 m ²
<hr/>		
Total:	1,271 sqft	118 m ²



 There are various methods for calculating the square footage of a condominium unit and depending upon the method of calculation, the quoted square footage of a condominium unit may vary. The square footages of the Unit shown herein are based upon the "Architectural Method" of measurement and stated dimensions are measured to the exterior boundaries of the exterior walls and the centerline of interior demising walls and in fact vary from the dimensions that would be determined by using the description and boundaries of the Unit set forth in the Declaration (which only includes the interior airspace between the perimeter walls and excludes interior structural components). Accordingly, the square footages stated herein are greater than those which would be derived by measuring only the interior area space for the Unit as the Unit is described in the Declaration. Note that measurements of rooms set forth on this or plan are generally taken at the greatest points of each given room (as if the room were a perfect rectangle), without regard for any cutouts. Accordingly, the area of the actual room will typically be smaller than the product obtained by multiplying the stated length times width. All depictions of textures, appliances, counters, cabinetry, windows and other matters of detail, are conceptual only and subject to change or modification. Seller does not make, and specially disclaims, any representation or warranty as to the actual size, dimensions or square footage of the Unit. Purchaser should refer to the description and boundaries of the Unit set forth in the recorded Declaration and make its own determination as to the area and dimensions of the Unit. These drawings are conceptual only and are for the convenience of reference.

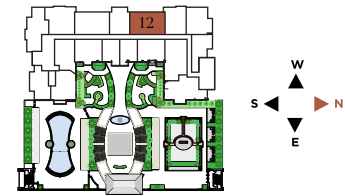



NINE
AT MARY BRICKELL VILLAGE

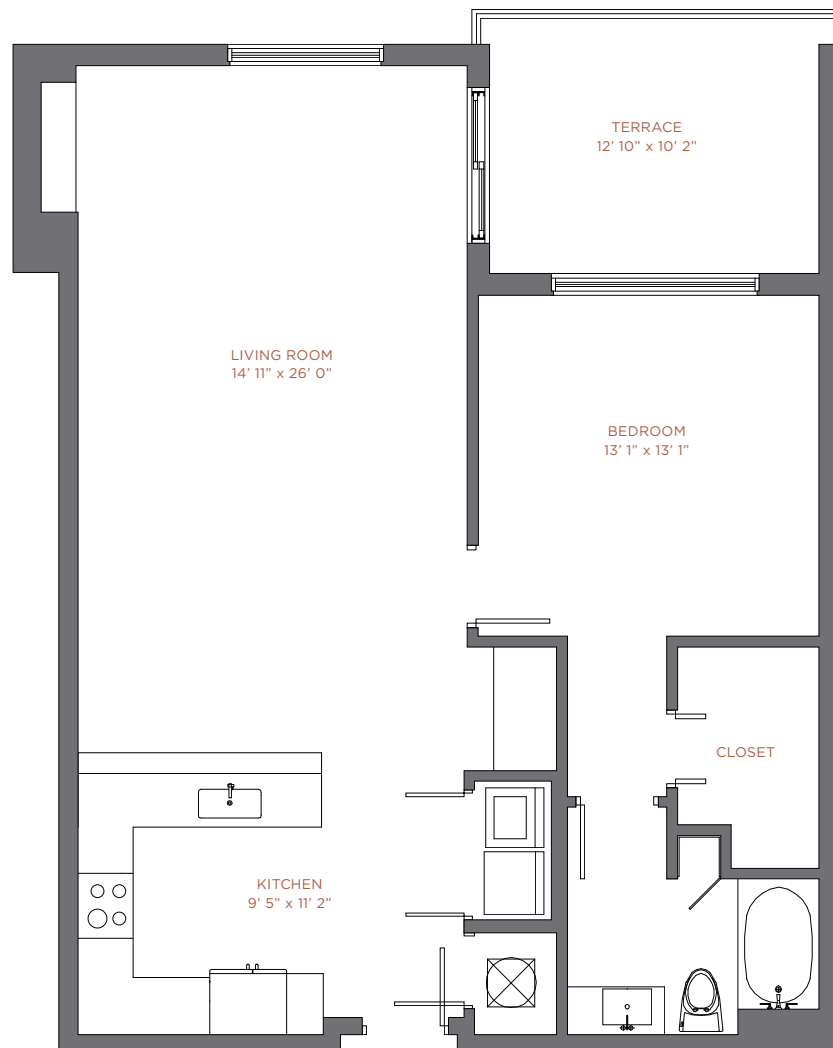
RESIDENCE 12

Levels 12 thru 33
2 Br / 2 Ba

Interior:	1,489 sqft	138 m ²
Terrace:	73 sqft	7 m ²
Total:	1,562 sqft	145 m ²



 There are various methods for calculating the square footage of a condominium unit and depending upon the method of calculation, the quoted square footage of a condominium unit may vary. The square footages of the Unit shown herein are based upon the "Architectural Method" of measurement and stated dimensions are measured to the exterior boundaries of the exterior walls and the centerline of interior demising walls and in fact vary from the dimensions that would be determined by using the description and boundaries of the Unit set forth in the Declaration (which only includes the interior airspace between the perimeter walls and excludes interior structural components). Accordingly, the square footages stated herein are greater than those which would be derived by measuring only the interior area space for the Unit as the Unit is described in the Declaration. Note that measurements of rooms set forth on this or plan are generally taken at the greatest points of each given room (as if the room were a perfect rectangle), without regard for any cutouts. Accordingly, the area of the actual room will typically be smaller than the product obtained by multiplying the stated length times width. All depictions of textures, appliances, counters, cabinetry, windows and other matters of detail, are conceptual only and subject to change or modification. Seller does not make, and specially disclaims, any representation or warranty as to the actual size, dimensions or square footage of the Unit. Purchaser should refer to the description and boundaries of the Unit set forth in the recorded Declaration and make its own determination as to the area and dimensions of the Unit. These drawings are conceptual only and are for the convenience of reference.

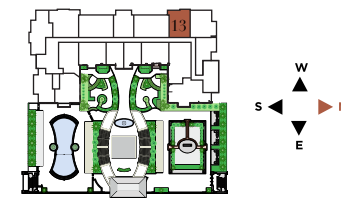



NINE
AT MARY BRICKELL VILLAGE

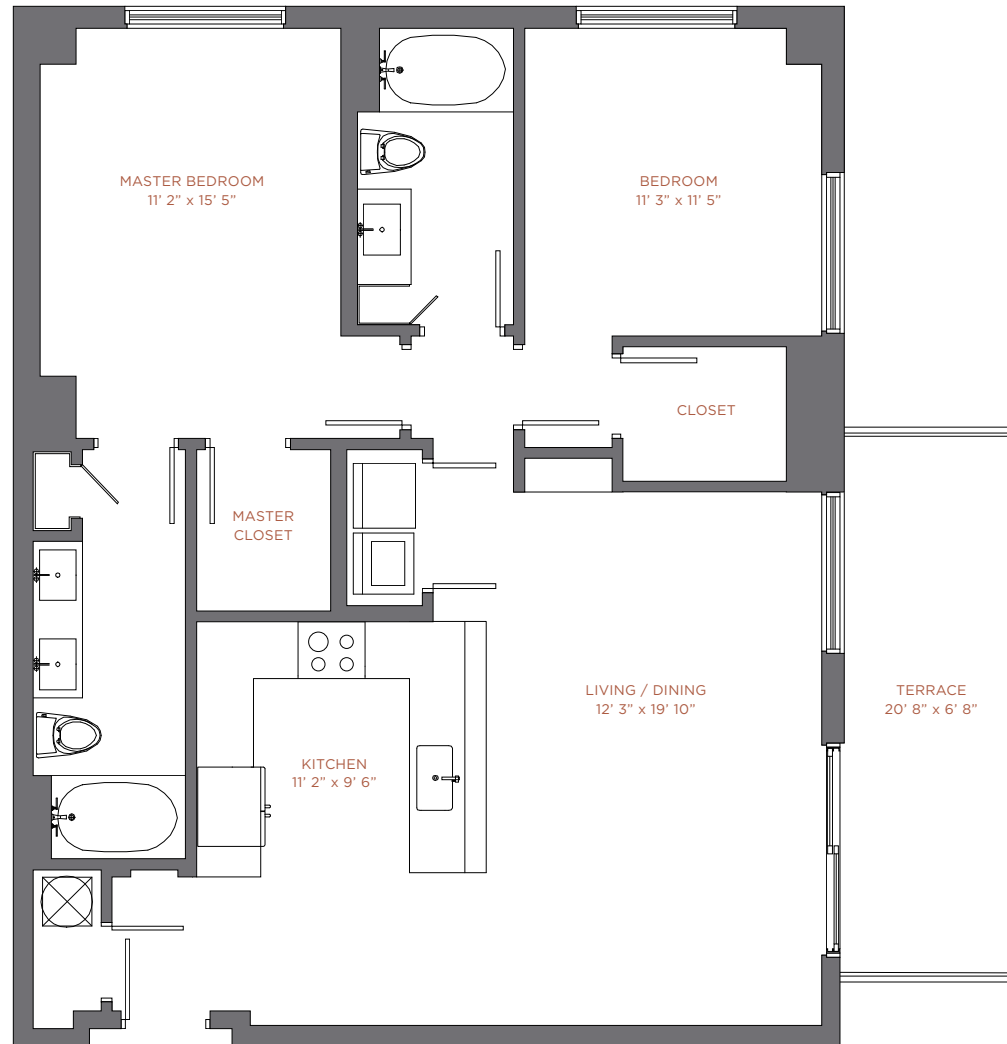
RESIDENCE 13

Levels 12 thru 33
1 Br / 1 Ba

Interior:	1,020 sqft	95 m ²
Terrace:	133 sqft	12 m ²
<hr/>		
Total:	1,153 sqft	107 m ²



 There are various methods for calculating the square footage of a condominium unit and depending upon the method of calculation, the quoted square footage of a condominium unit may vary. The square footages of the Unit shown herein are based upon the "Architectural Method" of measurement and stated dimensions are measured to the exterior boundaries of the exterior walls and the centerline of interior demising walls and in fact vary from the dimensions that would be determined by using the description and boundaries of the Unit set forth in the Declaration (which only includes the interior airspace between the perimeter walls and excludes interior structural components). Accordingly, the square footages stated herein are greater than those which would be derived by measuring only the interior area space for the Unit as the Unit is described in the Declaration. Note that measurements of rooms set forth on this or plan are generally taken at the greatest points of each given room (as if the room were a perfect rectangle), without regard for any cutouts. Accordingly, the area of the actual room will typically be smaller than the product obtained by multiplying the stated length times width. All depictions of textures, appliances, counters, cabinetry, windows and other matters of detail, are conceptual only and subject to change or modification. Seller does not make, and specially disclaims, any representation or warranty as to the actual size, dimensions or square footage of the Unit. Purchaser should refer to the description and boundaries of the Unit set forth in the recorded Declaration and make its own determination as to the area and dimensions of the Unit. These drawings are conceptual only and are for the convenience of reference.

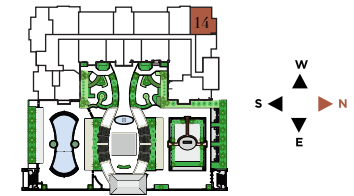



NINE
AT MARY BRICKELL VILLAGE

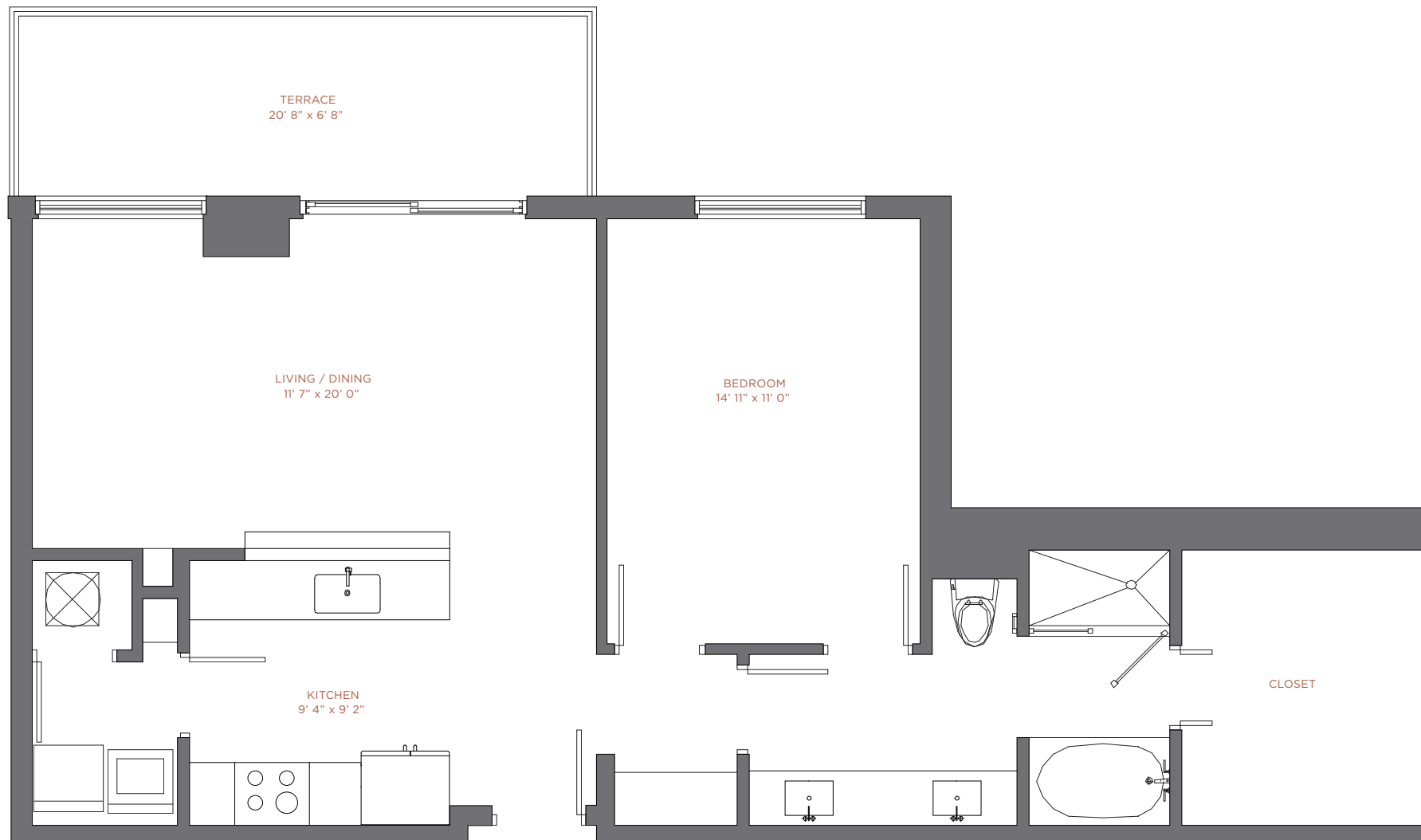
RESIDENCE 14

Levels 12 thru 33
2 Br / 2 Ba

Interior:	1,173 sqft	109 m ²
Terrace:	138 sqft	13 m ²
<hr/>		
Total:	1,311 sqft	122 m ²



 There are various methods for calculating the square footage of a condominium unit and depending upon the method of calculation, the quoted square footage of a condominium unit may vary. The square footages of the Unit shown herein are based upon the "Architectural Method" of measurement and stated dimensions are measured to the exterior boundaries of the exterior walls and the centerline of interior demising walls and in fact vary from the dimensions that would be determined by using the description and boundaries of the Unit set forth in the Declaration (which only includes the interior airspace between the perimeter walls and excludes interior structural components). Accordingly, the square footages stated herein are greater than those which would be derived by measuring only the interior area space for the Unit as the Unit is described in the Declaration. Note that measurements of rooms set forth on this or plan are generally taken at the greatest points of each given room (as if the room were a perfect rectangle), without regard for any cutouts. Accordingly, the area of the actual room will typically be smaller than the product obtained by multiplying the stated length times width. All depictions of textures, appliances, counters, cabinetry, windows and other matters of detail, are conceptual only and subject to change or modification. Seller does not make, and specially disclaims, any representation or warranty as to the actual size, dimensions or square footage of the Unit. Purchaser should refer to the description and boundaries of the Unit set forth in the recorded Declaration and make its own determination as to the area and dimensions of the Unit. These drawings are conceptual only and are for the convenience of reference.

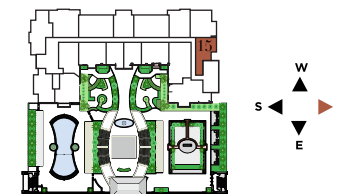


NINE
AT MARY BRICKELL VILLAGE

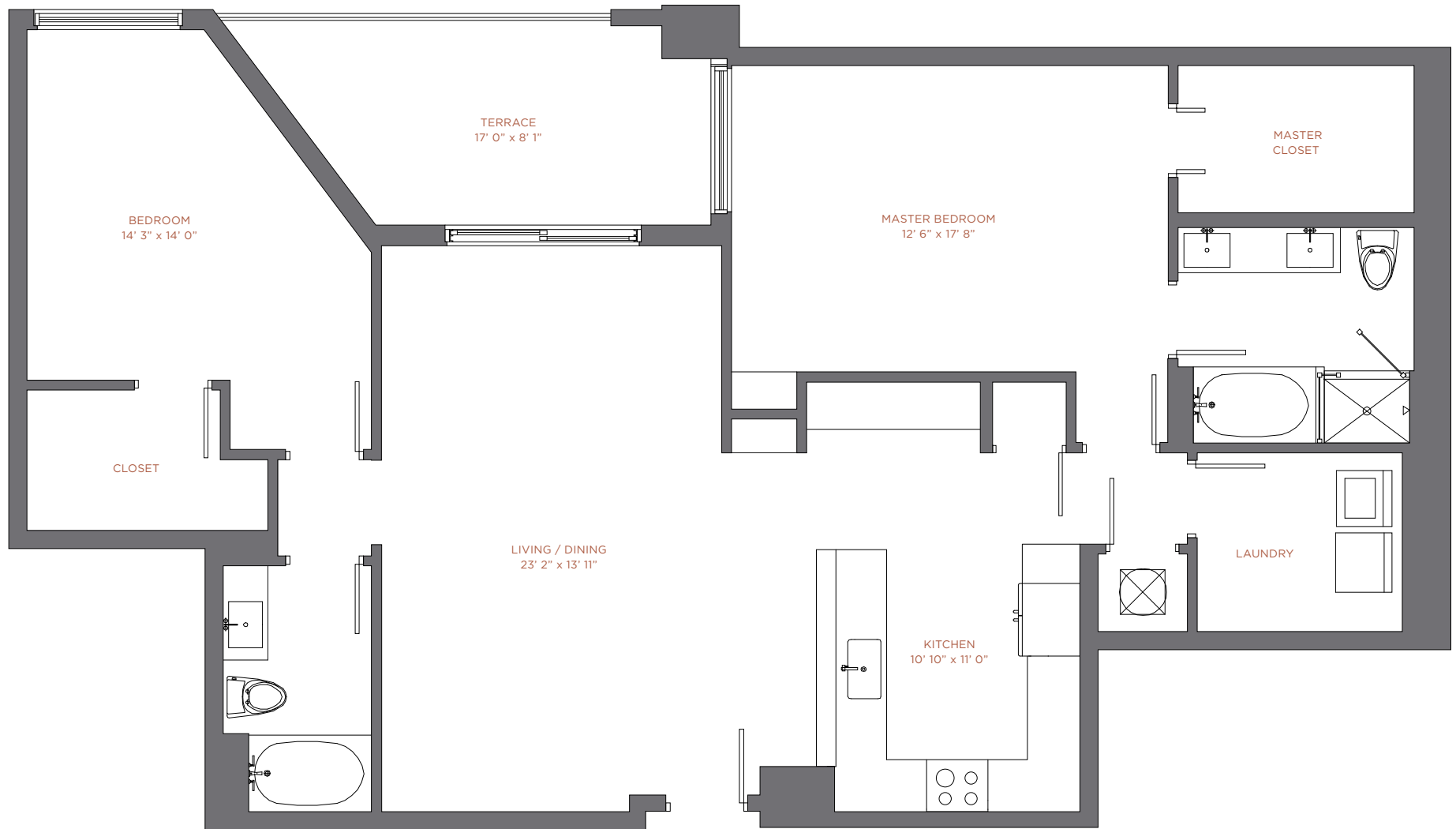
RESIDENCE 15

Levels 12 thru 33
1 Br / 1 Ba

Interior:	914 sqft	85 m ²
Terrace:	138 sqft	13 m ²
<hr/>		
Total:	1,052 sqft	98 m ²



There are various methods for calculating the square footage of a condominium unit and depending upon the method of calculation, the quoted square footage of a condominium unit may vary. The square footages of the Unit shown herein are based upon the "Architectural Method" of measurement and stated dimensions are measured to the exterior boundaries of the exterior walls and the centerline of interior demising walls and in fact vary from the dimensions that would be determined by using the description and boundaries of the Unit set forth in the Declaration (which only includes the interior airspace between the perimeter walls and excludes interior structural components). Accordingly, the square footages stated herein are greater than those which would be derived by measuring only the interior area space for the Unit as the Unit is described in the Declaration. Note that measurements of rooms set forth on this or plan are generally taken at the greatest points of each given room (as if the room were a perfect rectangle), without regard for any cutouts. Accordingly, the area of the actual room will typically be smaller than the product obtained by multiplying the stated length times width. All depictions of textures, appliances, counters, cabinetry, windows and other matters of detail, are conceptual only and subject to change or modification. Seller does not make, and specially disclaims, any representation or warranty as to the actual size, dimensions or square footage of the Unit. Purchaser should refer to the description and boundaries of the Unit set forth in the recorded Declaration and make its own determination as to the area and dimensions of the Unit. These drawings are conceptual only and are for the convenience of reference.

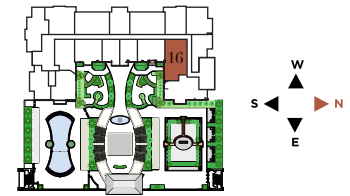



NINE
AT MARY BRICKELL VILLAGE

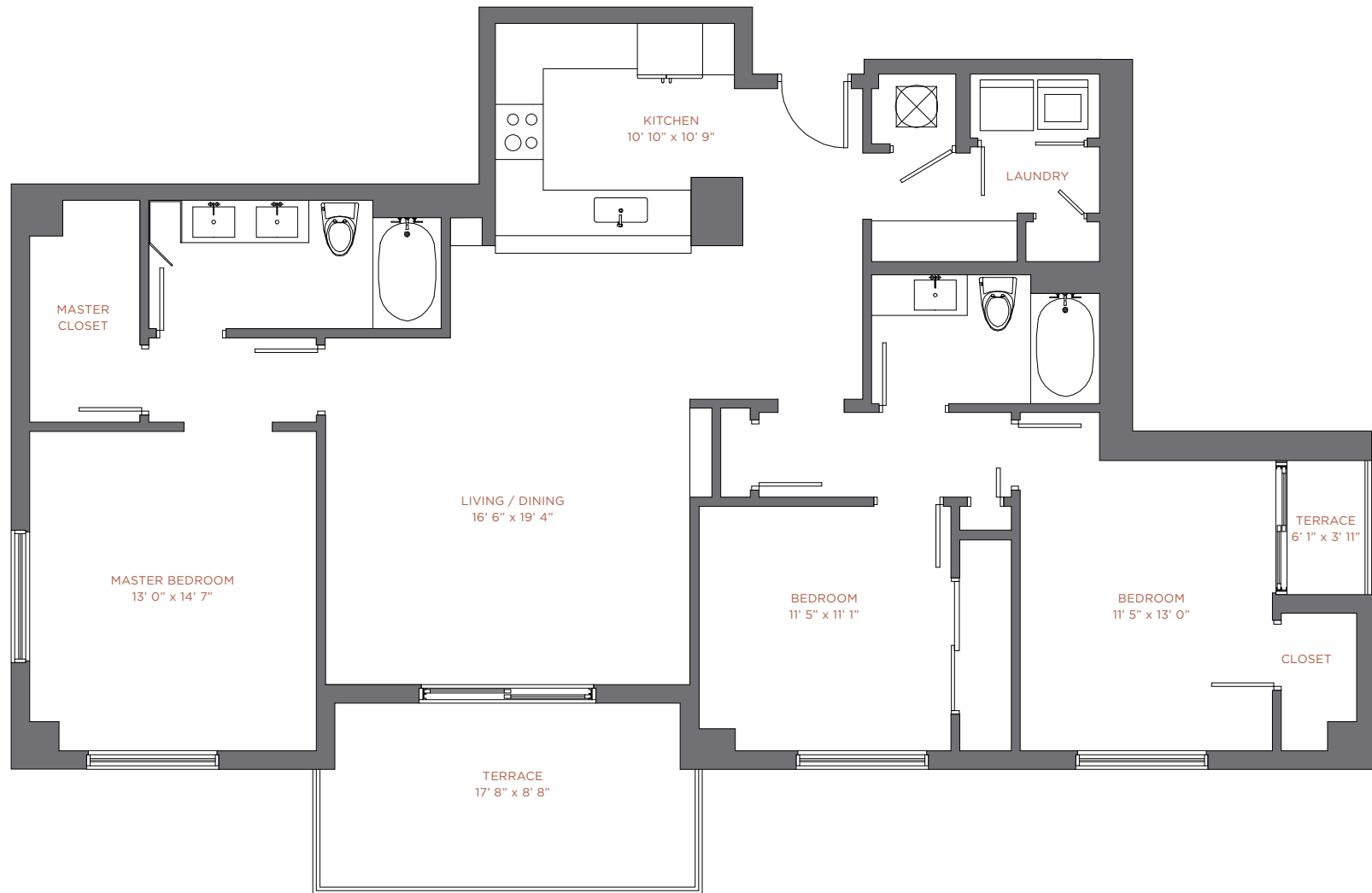
RESIDENCE 16

Levels 12 thru 33
2 Br / 2 Ba

Interior:	1,501 sqft	139 m ²
Terrace:	143 sqft	13 m ²
<hr/>		
Total:	1,644 sqft	152 m ²



 There are various methods for calculating the square footage of a condominium unit and depending upon the method of calculation, the quoted square footage of a condominium unit may vary. The square footages of the Unit shown herein are based upon the "Architectural Method" of measurement and stated dimensions are measured to the exterior boundaries of the exterior walls and the centerline of interior demising walls and in fact vary from the dimensions that would be determined by using the description and boundaries of the Unit set forth in the Declaration (which only includes the interior airspace between the perimeter walls and excludes interior structural components). Accordingly, the square footages stated herein are greater than those which would be derived by measuring only the interior area space for the Unit as the Unit is described in the Declaration. Note that measurements of rooms set forth on this or plan are generally taken at the greatest points of each given room (as if the room were a perfect rectangle), without regard for any cutouts. Accordingly, the area of the actual room will typically be smaller than the product obtained by multiplying the stated length times width. All depictions of textures, appliances, counters, cabinetry, windows and other matters of detail, are conceptual only and subject to change or modification. Seller does not make, and specially disclaims, any representation or warranty as to the actual size, dimensions or square footage of the Unit. Purchaser should refer to the description and boundaries of the Unit set forth in the recorded Declaration and make its own determination as to the area and dimensions of the Unit. These drawings are conceptual only and are for the convenience of reference.

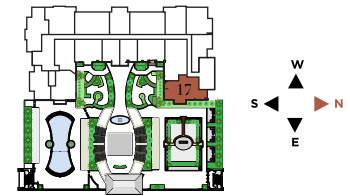



NINE
AT MARY BRICKELL VILLAGE

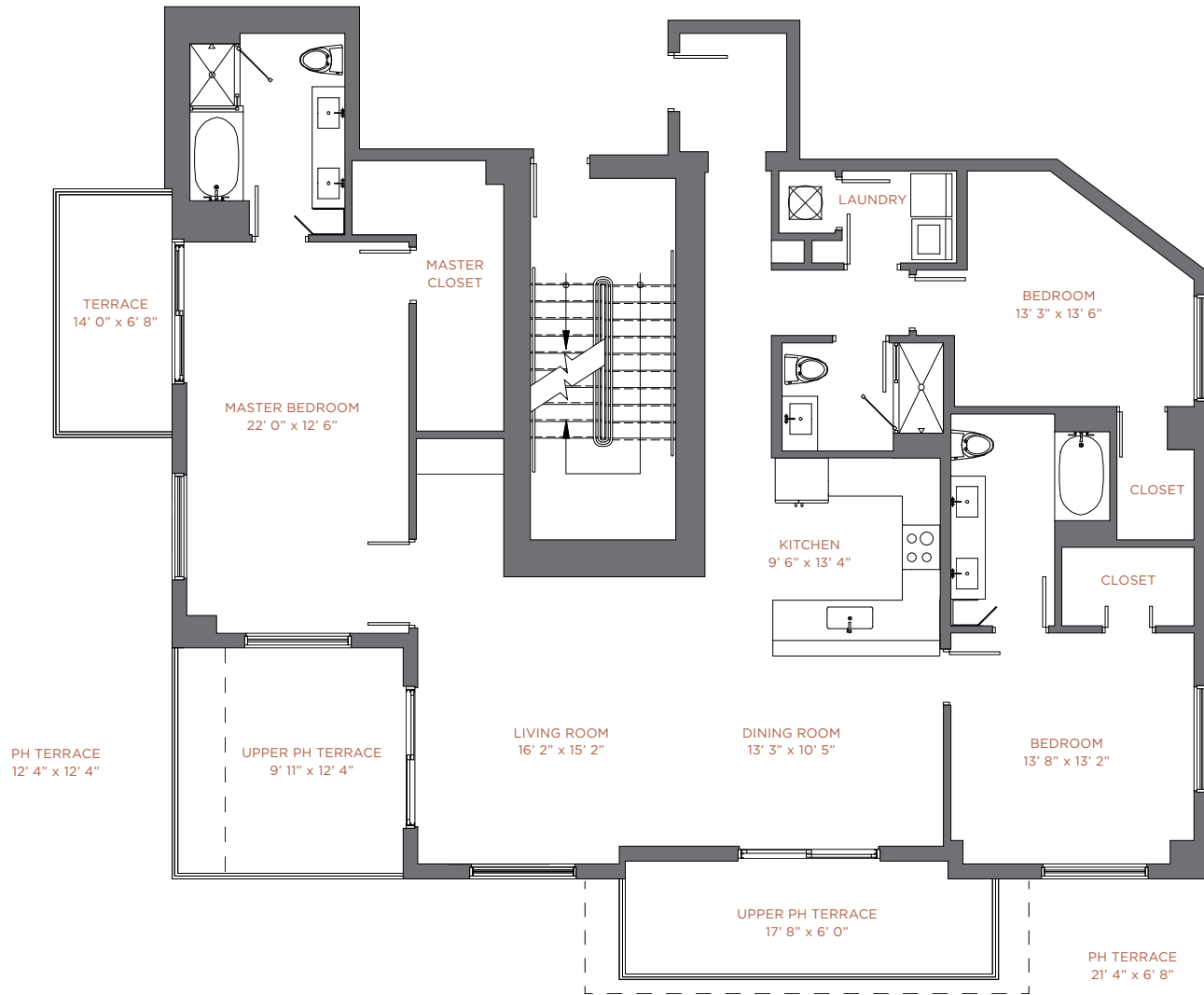
RESIDENCE 17

Levels 12 thru 33
3 Br / 2 Ba

Interior:	1,596 sqft	148 m ²
Terrace:	169 sqft	16 m ²
Total:	1,765 sqft	164 m²



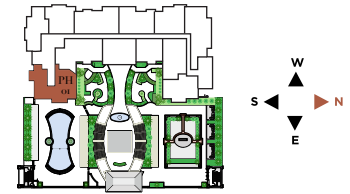
 There are various methods for calculating the square footage of a condominium unit and depending upon the method of calculation, the quoted square footage of a condominium unit may vary. The square footages of the Unit shown herein are based upon the "Architectural Method" of measurement and stated dimensions are measured to the exterior boundaries of the exterior walls and the centerline of interior demising walls and in fact vary from the dimensions that would be determined by using the description and boundaries of the Unit set forth in the Declaration (which only includes the interior airspace between the perimeter walls and excludes interior structural components). Accordingly, the square footages stated herein are greater than those which would be derived by measuring only the interior area space for the Unit as the Unit is described in the Declaration. Note that measurements of rooms set forth on this or plan are generally taken at the greatest points of each given room (as if the room were a perfect rectangle), without regard for any cutouts. Accordingly, the area of the actual room will typically be smaller than the product obtained by multiplying the stated length times width. All depictions of textures, appliances, counters, cabinetry, windows and other matters of detail, are conceptual only and subject to change or modification. Seller does not make, and specially disclaims, any representation or warranty as to the actual size, dimensions or square footage of the Unit. Purchaser should refer to the description and boundaries of the Unit set forth in the recorded Declaration and make its own determination as to the area and dimensions of the Unit. These drawings are conceptual only and are for the convenience of reference.




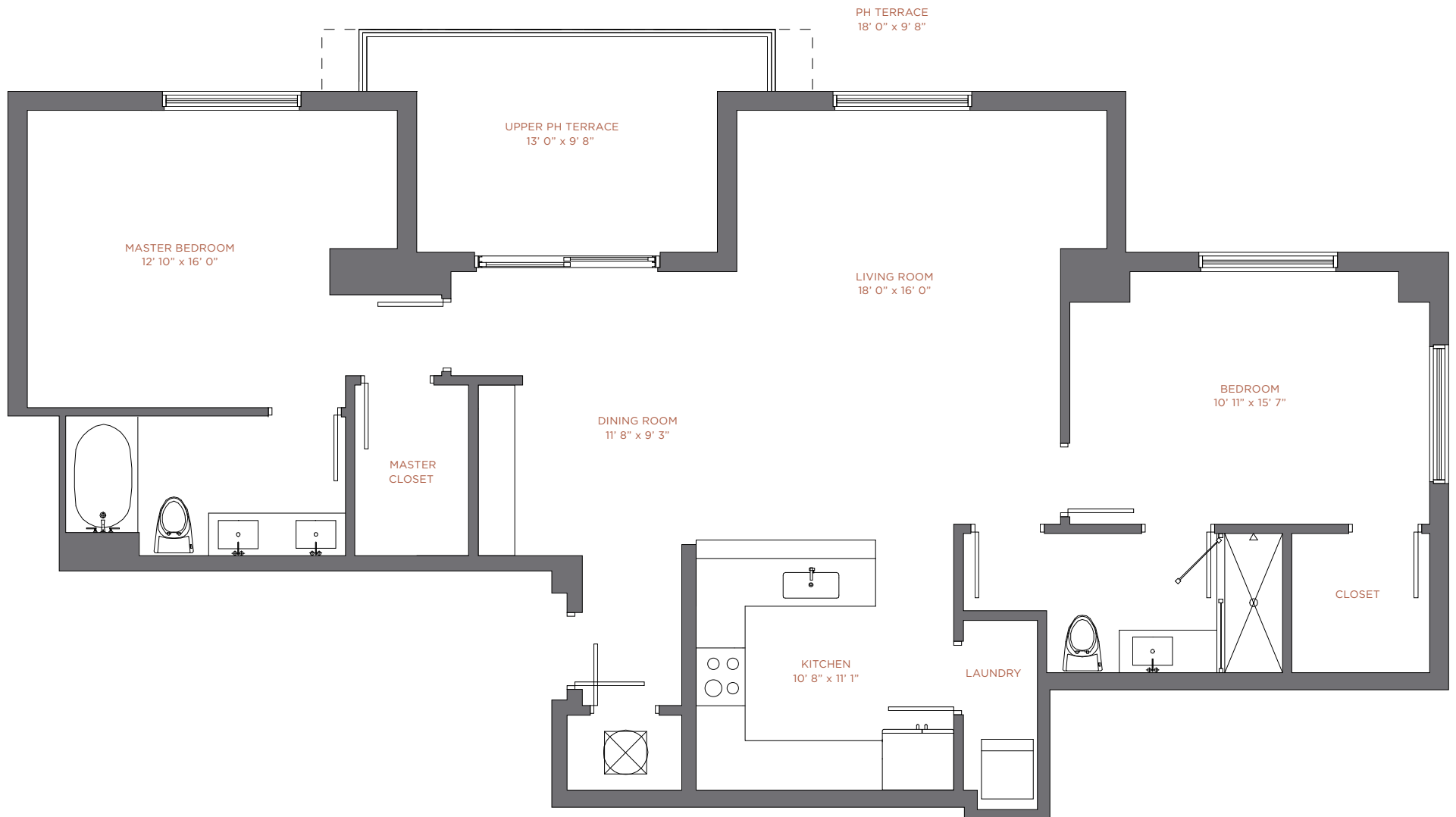
PENTHOUSE 01

Upper PH / Level 35
PH / Level 34
3 Br / 3 Ba

	Upper PH		PH	
Interior:	2,053 sqft	191 m ²	2,053 sqft	191 m ²
Terrace:	329 sqft	30 m ²	352 sqft	32 m ²
Total:	2,382 sqft	221 m ²	2,405 sqft	223 m ²



 There are various methods for calculating the square footage of a condominium unit and depending upon the method of calculation, the quoted square footage of a condominium unit may vary. The square footages of the Unit shown herein are based upon the "Architectural Method" of measurement and stated dimensions are measured to the exterior boundaries of the exterior walls and the centerline of interior demising walls and in fact vary from the dimensions that would be determined by using the description and boundaries of the Unit set forth in the Declaration (which only includes the interior airspace between the perimeter walls and excludes interior structural components). Accordingly, the square footages stated herein are greater than those which would be derived by measuring only the interior area space for the Unit as the Unit is described in the Declaration. Note that measurements of rooms set forth on this or plan are generally taken at the greatest points of each given room (as if the room were a perfect rectangle), without regard for any cutouts. Accordingly, the area of the actual room will typically be smaller than the product obtained by multiplying the stated length times width. All depictions of textures, appliances, counters, cabinetry, windows and other matters of detail, are conceptual only and subject to change or modification. Seller does not make, and specially disclaims, any representation or warranty as to the actual size, dimensions or square footage of the Unit. Purchaser should refer to the description and boundaries of the Unit set forth in the recorded Declaration and make its own determination as to the area and dimensions of the Unit. These drawings are conceptual only and are for the convenience of reference.

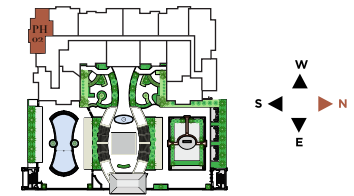


NINE
AT MARY BRICKELL VILLAGE

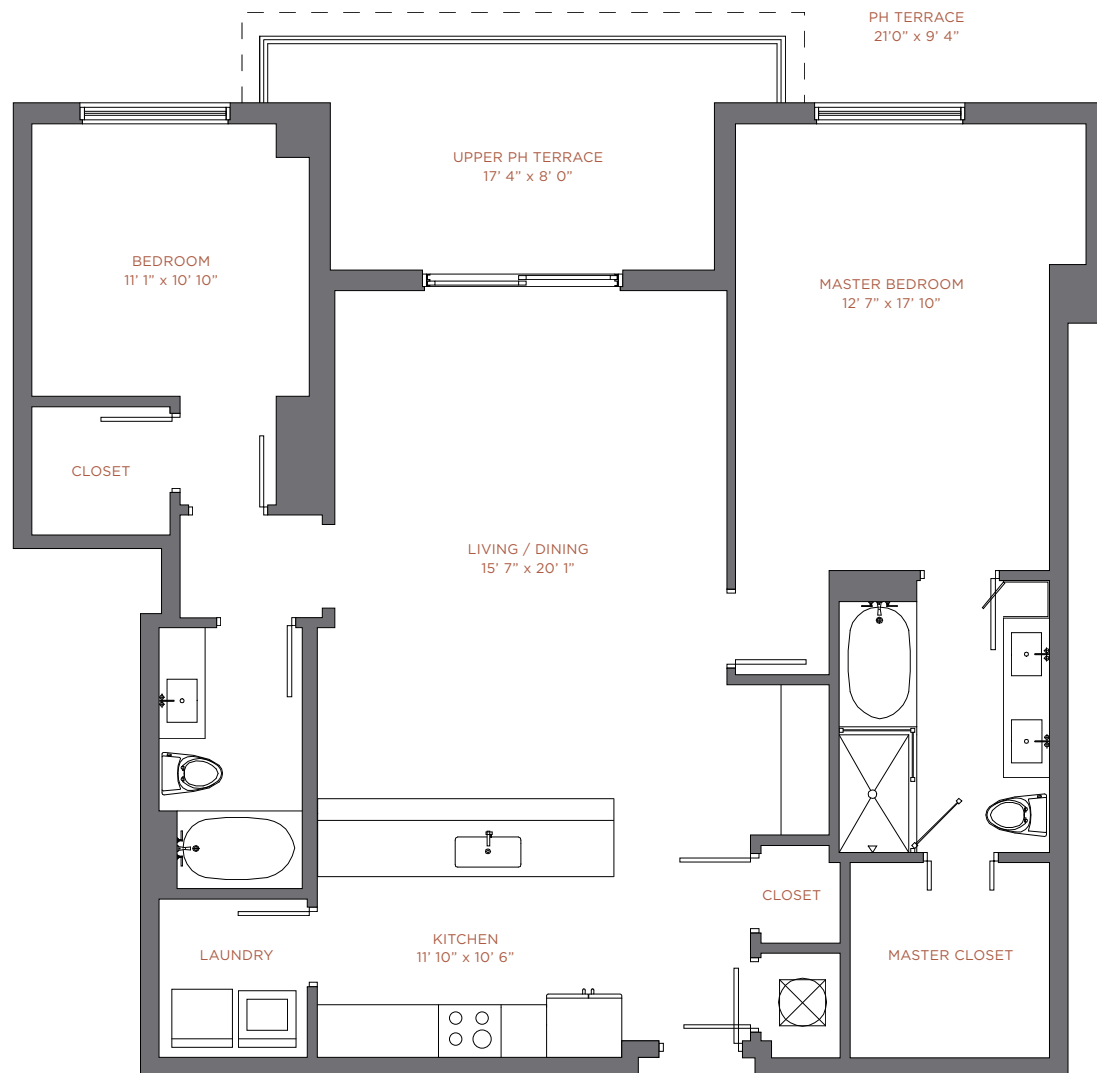
PENTHOUSE 02

Upper PH / Level 35
PH / Level 34
2 Br / 2 Ba

	Upper PH		PH	
Interior:	1,366 sqft	127 m ²	1,366 sqft	127 m ²
Terrace:	125 sqft	12 m ²	139 sqft	13 m ²
Total:	1,491sqft	139 m ²	1,505 sqft	140 m ²



There are various methods for calculating the square footage of a condominium unit and depending upon the method of calculation, the quoted square footage of a condominium unit may vary. The square footages of the Unit shown herein are based upon the "Architectural Method" of measurement and stated dimensions are measured to the exterior boundaries of the exterior walls and the centerline of interior demising walls and in fact vary from the dimensions that would be determined by using the description and boundaries of the Unit set forth in the Declaration (which only includes the interior airspace between the perimeter walls and excludes interior structural components). Accordingly, the square footages stated herein are greater than those which would be derived by measuring only the interior area space for the Unit as the Unit is described in the Declaration. Note that measurements of rooms set forth on this or plan are generally taken at the greatest points of each given room (as if the room were a perfect rectangle), without regard for any cutouts. Accordingly, the area of the actual room will typically be smaller than the product obtained by multiplying the stated length times width. All depictions of textures, appliances, counters, cabinetry, windows and other matters of detail, are conceptual only and subject to change or modification. Seller does not make, and specially disclaims, any representation or warranty as to the actual size, dimensions or square footage of the Unit. Purchaser should refer to the description and boundaries of the Unit set forth in the recorded Declaration and make its own determination as to the area and dimensions of the Unit. These drawings are conceptual only and are for the convenience of reference.

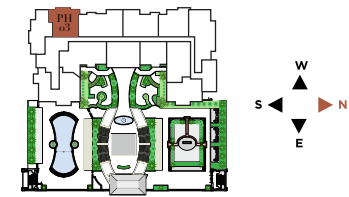


NINE
AT MARY BRICKELL VILLAGE

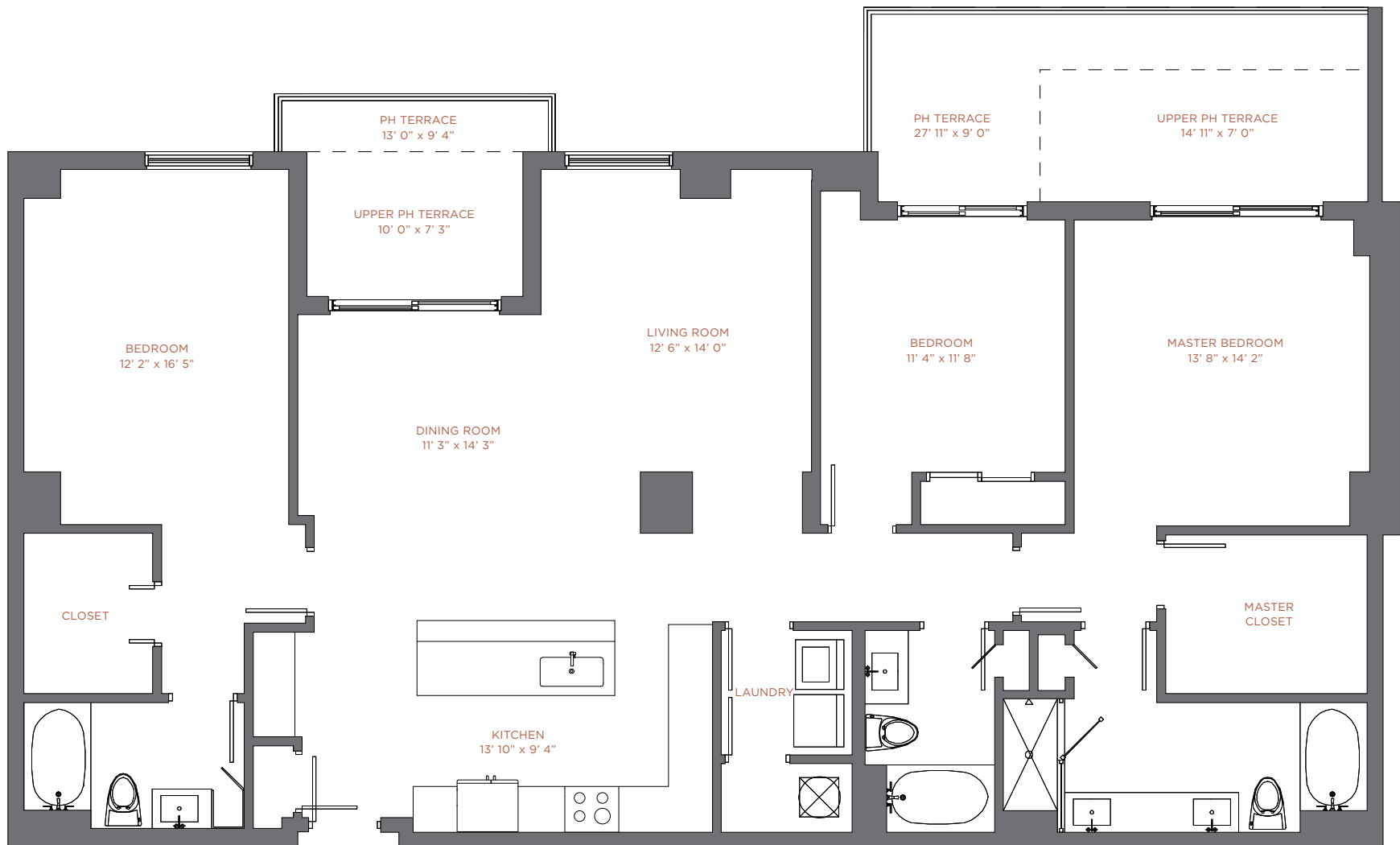
PENTHOUSE 03

Upper PH / Level 35
PH / Level 34
2 Br / 2 Ba

	Upper PH				PH			
Interior:	1,391 sqft	129 m ²	1,391 sqft	129 m ²	1,391 sqft	129 m ²	1,391 sqft	129 m ²
Terrace:	125 sqft	12 m ²	158 sqft	15 m ²	158 sqft	15 m ²	158 sqft	15 m ²
Total:	1,516 sqft	141 m ²	1,549 sqft	144 m ²	1,549 sqft	144 m ²	1,549 sqft	144 m ²



There are various methods for calculating the square footage of a condominium unit and depending upon the method of calculation, the quoted square footage of a condominium unit may vary. The square footages of the Unit shown herein are based upon the "Architectural Method" of measurement and stated dimensions are measured to the exterior boundaries of the exterior walls and the centerline of interior demising walls and in fact vary from the dimensions that would be determined by using the description and boundaries of the Unit set forth in the Declaration (which only includes the interior airspace between the perimeter walls and excludes interior structural components). Accordingly, the square footages stated herein are greater than those which would be derived by measuring only the interior area space for the Unit as the Unit is described in the Declaration. Note that measurements of rooms set forth on this or plan are generally taken at the greatest points of each given room (as if the room were a perfect rectangle), without regard for any cutouts. Accordingly, the area of the actual room will typically be smaller than the product obtained by multiplying the stated length times width. All depictions of textures, appliances, counters, cabinetry, windows and other matters of detail, are conceptual only and subject to change or modification. Seller does not make, and specially disclaims, any representation or warranty as to the actual size, dimensions or square footage of the Unit. Purchaser should refer to the description and boundaries of the Unit set forth in the recorded Declaration and make its own determination as to the area and dimensions of the Unit. These drawings are conceptual only and are for the convenience of reference.

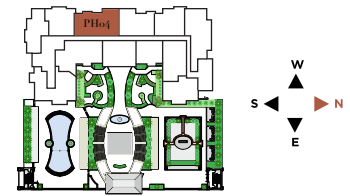


NINE
AT MARY BRICKELL VILLAGE

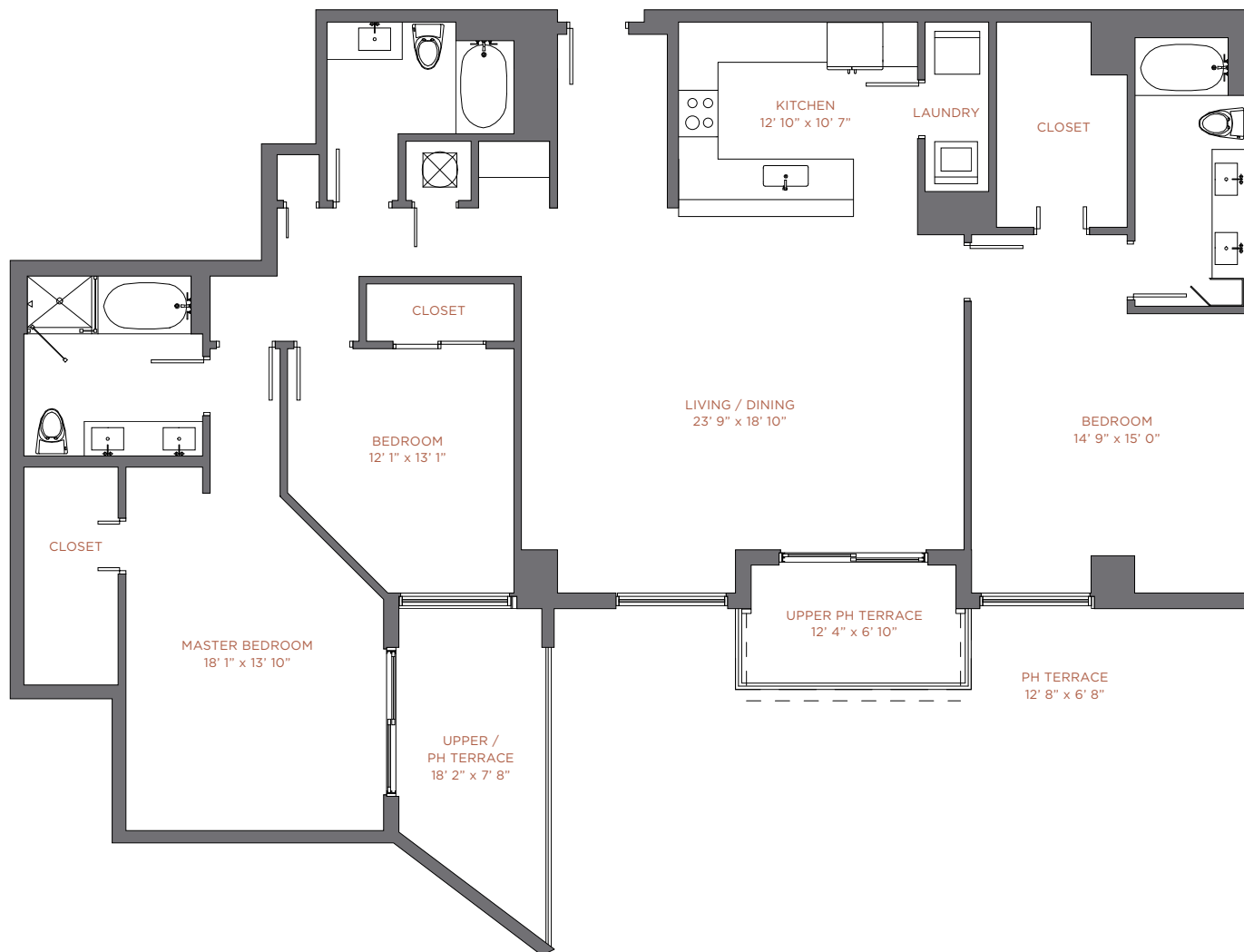
PENTHOUSE 04

Upper PH / Level 35
PH / Level 34
3 Br / 3 Ba

	Upper PH				PH			
Interior:	1,883 sqft	175 m ²	1,883 sqft	175 m ²	1,883 sqft	175 m ²	1,883 sqft	175 m ²
Terrace:	176 sqft	16 m ²	352 sqft	33 m ²	352 sqft	33 m ²	352 sqft	33 m ²
Total:	2,059 sqft	191 m ²	2,235 sqft	208 m ²	2,235 sqft	208 m ²	2,235 sqft	208 m ²



There are various methods for calculating the square footage of a condominium unit and depending upon the method of calculation, the quoted square footage of a condominium unit may vary. The square footages of the Unit shown herein are based upon the "Architectural Method" of measurement and stated dimensions are measured to the exterior boundaries of the exterior walls and the centerline of interior demising walls and in fact vary from the dimensions that would be determined by using the description and boundaries of the Unit set forth in the Declaration (which only includes the interior airspace between the perimeter walls and excludes interior structural components). Accordingly, the square footages stated herein are greater than those which would be derived by measuring only the interior area space for the Unit as the Unit is described in the Declaration. Note that measurements of rooms set forth on this or plan are generally taken at the greatest points of each given room (as if the room were a perfect rectangle), without regard for any cutouts. Accordingly, the area of the actual room will typically be smaller than the product obtained by multiplying the stated length times width. All depictions of textures, appliances, counters, cabinetry, windows and other matters of detail, are conceptual only and subject to change or modification. Seller does not make, and specially disclaims, any representation or warranty as to the actual size, dimensions or square footage of the Unit. Purchaser should refer to the description and boundaries of the Unit set forth in the recorded Declaration and make its own determination as to the area and dimensions of the Unit. These drawings are conceptual only and are for the convenience of reference.

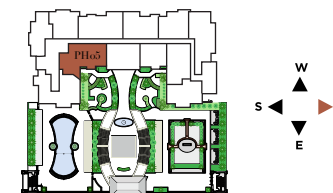



NINE
AT MARY BRICKELL VILLAGE

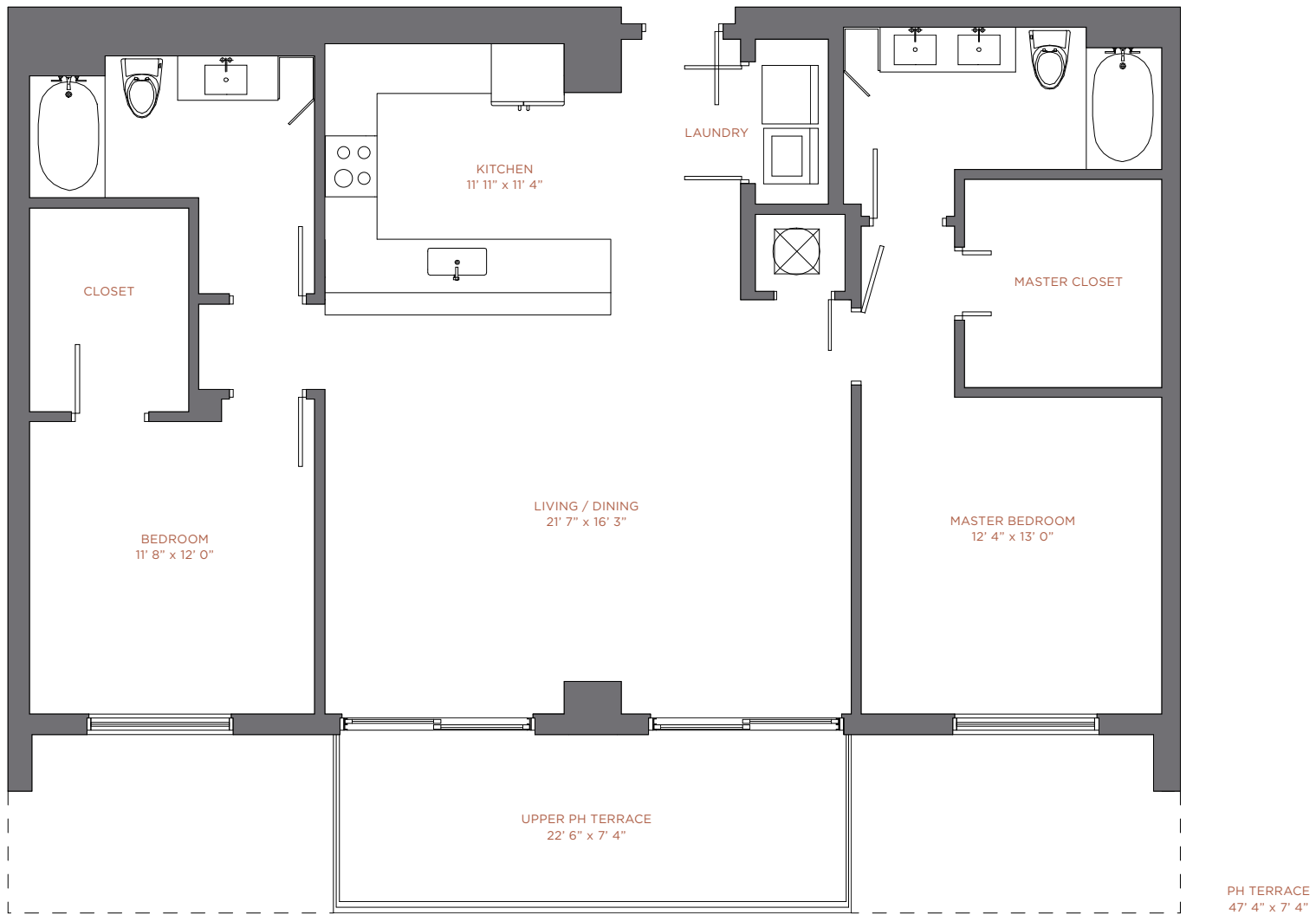
PENTHOUSE 05

Upper PH / Level 35
PH / Level 34
3 Br / 3 Ba

	Upper PH		PH	
Interior:	2,098 sqft	195 m ²	2,098 sqft	195 m ²
Terrace:	203 sqft	19 m ²	202 sqft	19 m ²
Total:	2,301 sqft	214 m ²	2,300 sqft	214 m ²



 There are various methods for calculating the square footage of a condominium unit and depending upon the method of calculation, the quoted square footage of a condominium unit may vary. The square footages of the Unit shown herein are based upon the "Architectural Method" of measurement and stated dimensions are measured to the exterior boundaries of the exterior walls and the centerline of interior demising walls and in fact vary from the dimensions that would be determined by using the description and boundaries of the Unit set forth in the Declaration (which only includes the interior airspace between the perimeter walls and excludes interior structural components). Accordingly, the square footages stated herein are greater than those which would be derived by measuring only the interior area space for the Unit as the Unit is described in the Declaration. Note that measurements of rooms set forth on this or plan are generally taken at the greatest points of each given room (as if the room were a perfect rectangle), without regard for any cutouts. Accordingly, the area of the actual room will typically be smaller than the product obtained by multiplying the stated length times width. All depictions of textures, appliances, counters, cabinetry, windows and other matters of detail, are conceptual only and subject to change or modification. Seller does not make, and specially disclaims, any representation or warranty as to the actual size, dimensions or square footage of the Unit. Purchaser should refer to the description and boundaries of the Unit set forth in the recorded Declaration and make its own determination as to the area and dimensions of the Unit. These drawings are conceptual only and are for the convenience of reference.

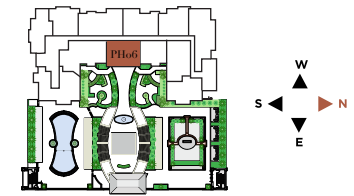


NINE
AT MARY BRICKELL VILLAGE

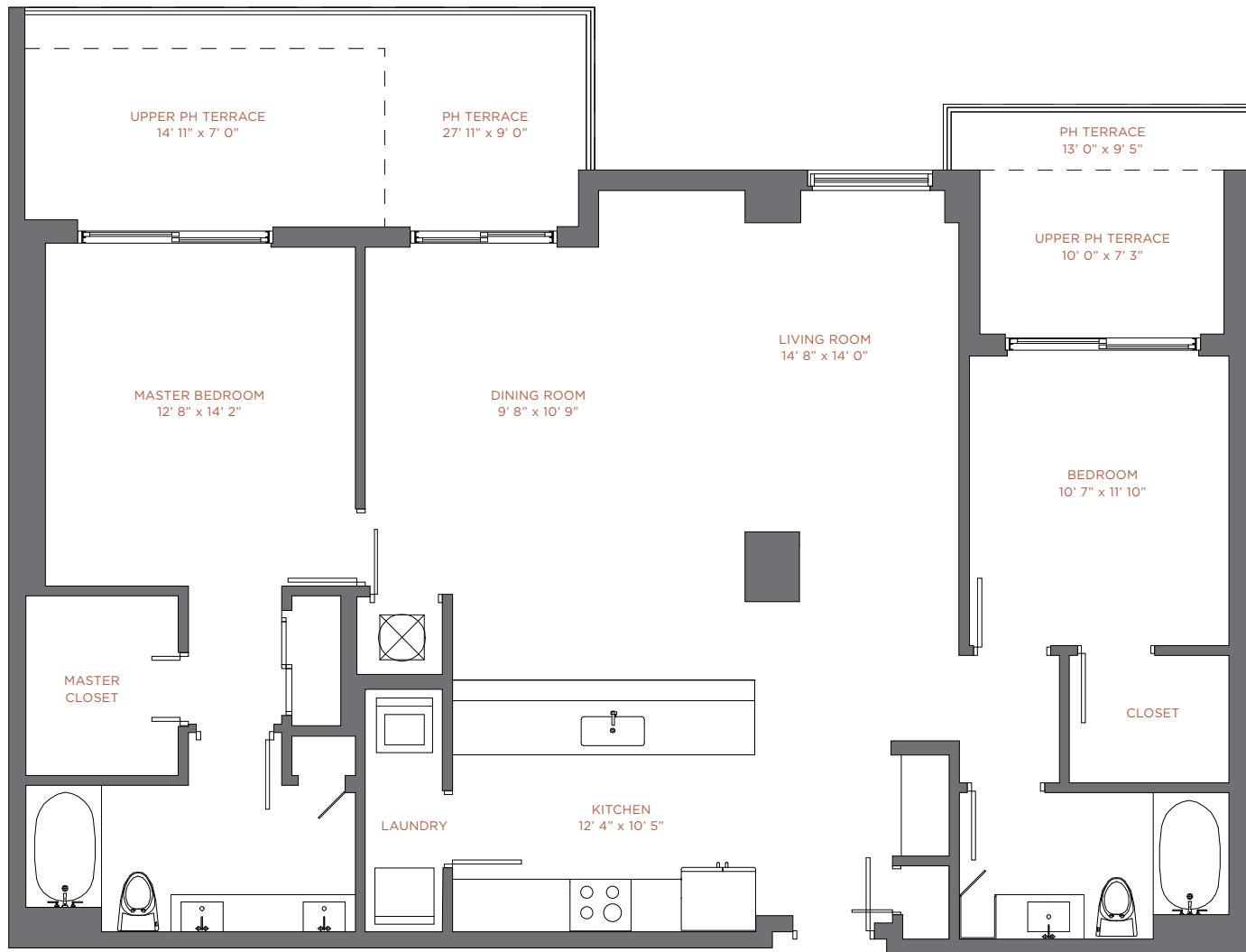
PENTHOUSE 06

Upper PH / Level 35
PH / Level 34
2 Br / 2 Ba

	Upper PH				PH			
Interior:	1,372 sqft	127 m ²	1,372 sqft	127 m ²	1,372 sqft	127 m ²	1,372 sqft	127 m ²
Terrace:	165 sqft	16 m ²	344 sqft	32 m ²	344 sqft	32 m ²	344 sqft	32 m ²
Total:	1,537 sqft	143 m ²	1,716 sqft	159 m ²	1,716 sqft	159 m ²	1,716 sqft	159 m ²



There are various methods for calculating the square footage of a condominium unit and depending upon the method of calculation, the quoted square footage of a condominium unit may vary. The square footages of the Unit shown herein are based upon the "Architectural Method" of measurement and stated dimensions are measured to the exterior boundaries of the exterior walls and the centerline of interior demising walls and in fact vary from the dimensions that would be determined by using the description and boundaries of the Unit set forth in the Declaration (which only includes the interior airspace between the perimeter walls and excludes interior structural components). Accordingly, the square footages stated herein are greater than those which would be derived by measuring only the interior area space for the Unit as the Unit is described in the Declaration. Note that measurements of rooms set forth on this or plan are generally taken at the greatest points of each given room (as if the room were a perfect rectangle), without regard for any cutouts. Accordingly, the area of the actual room will typically be smaller than the product obtained by multiplying the stated length times width. All depictions of textures, appliances, counters, cabinetry, windows and other matters of detail, are conceptual only and subject to change or modification. Seller does not make, and specially disclaims, any representation or warranty as to the actual size, dimensions or square footage of the Unit. Purchaser should refer to the description and boundaries of the Unit set forth in the recorded Declaration and make its own determination as to the area and dimensions of the Unit. These drawings are conceptual only and are for the convenience of reference.

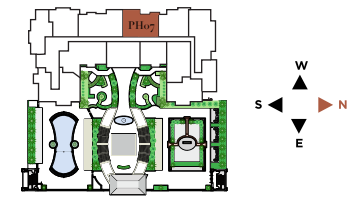


NINE
AT MARY BRICKELL VILLAGE

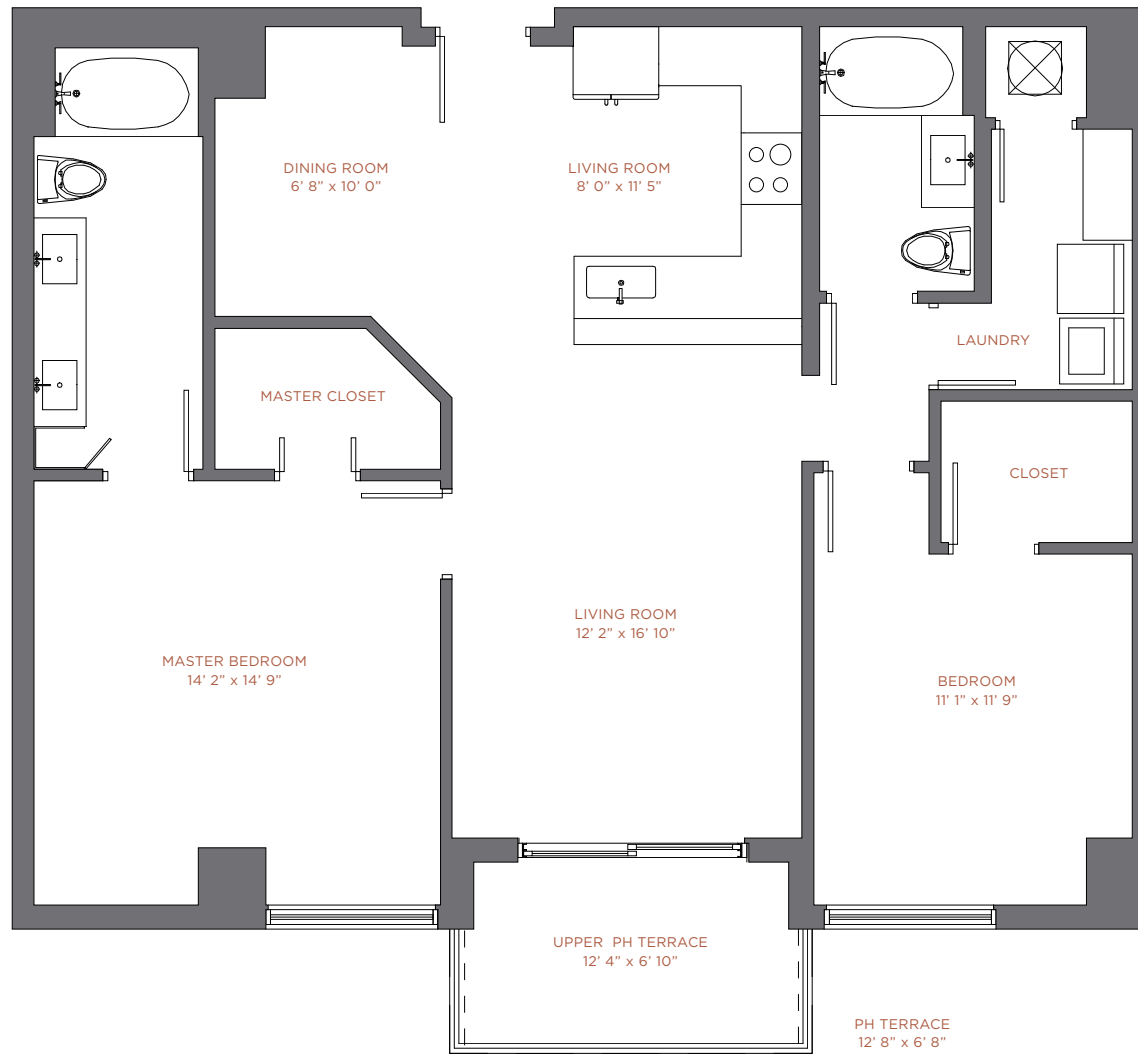
PENTHOUSE 07

Upper PH / Level 35
PH / Level 34
2 Br / 2 Ba

	Upper PH				PH			
Interior:	1,457 sqft	135 m ²	1,457 sqft	135 m ²	1,457 sqft	135 m ²	1,457 sqft	135 m ²
Terrace:	176 sqft	17 m ²	352 sqft	33 m ²	352 sqft	33 m ²	352 sqft	33 m ²
Total:	1,633 sqft	152 m ²	1,809 sqft	168 m ²	1,809 sqft	168 m ²	1,809 sqft	168 m ²



There are various methods for calculating the square footage of a condominium unit and depending upon the method of calculation, the quoted square footage of a condominium unit may vary. The square footages of the Unit shown herein are based upon the "Architectural Method" of measurement and stated dimensions are measured to the exterior boundaries of the exterior walls and the centerline of interior demising walls and in fact vary from the dimensions that would be determined by using the description and boundaries of the Unit set forth in the Declaration (which only includes the interior airspace between the perimeter walls and excludes interior structural components). Accordingly, the square footages stated herein are greater than those which would be derived by measuring only the interior area space for the Unit as the Unit is described in the Declaration. Note that measurements of rooms set forth on this or plan are generally taken at the greatest points of each given room (as if the room were a perfect rectangle), without regard for any cutouts. Accordingly, the area of the actual room will typically be smaller than the product obtained by multiplying the stated length times width. All depictions of textures, appliances, counters, cabinetry, windows and other matters of detail, are conceptual only and subject to change or modification. Seller does not make, and specially disclaims, any representation or warranty as to the actual size, dimensions or square footage of the Unit. Purchaser should refer to the description and boundaries of the Unit set forth in the recorded Declaration and make its own determination as to the area and dimensions of the Unit. These drawings are conceptual only and are for the convenience of reference.

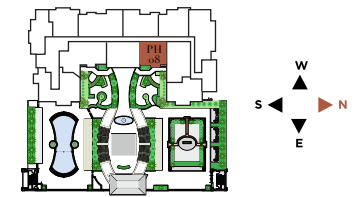


NINE
AT MARY BRICKELL VILLAGE

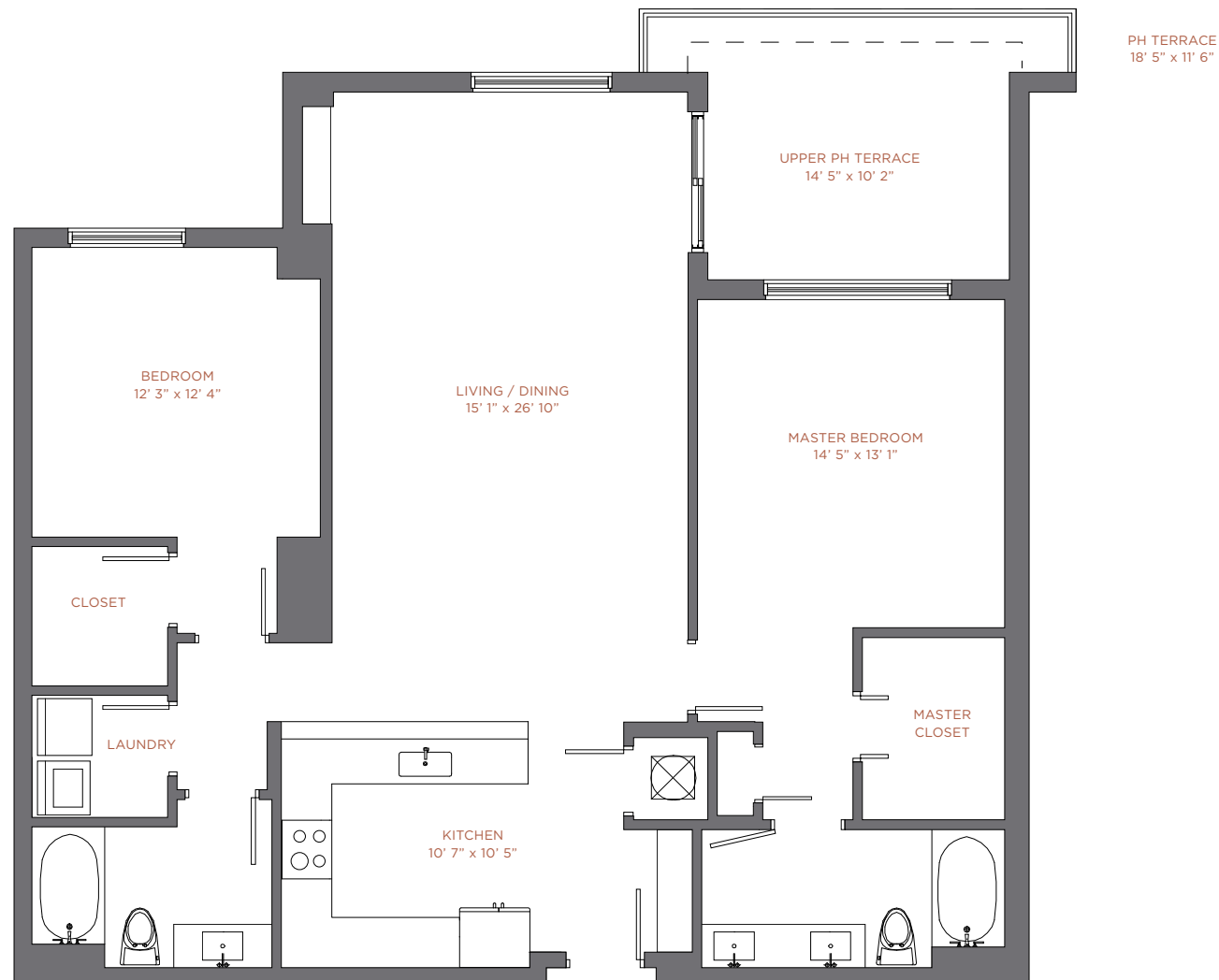
PENTHOUSE 08

Upper PH / Level 35
PH / Level 34
2 Br / 2 Ba

	Upper PH		PH	
Interior:	1,215 sqft	113 m ²	1,215 sqft	113 m ²
Terrace:	81 sqft	7 m ²	80 sqft	7 m ²
Total:	1,296 sqft	120 m ²	1,295 sqft	120 m ²



There are various methods for calculating the square footage of a condominium unit and depending upon the method of calculation, the quoted square footage of a condominium unit may vary. The square footages of the Unit shown herein are based upon the "Architectural Method" of measurement and stated dimensions are measured to the exterior boundaries of the exterior walls and the centerline of interior demising walls and in fact vary from the dimensions that would be determined by using the description and boundaries of the Unit set forth in the Declaration (which only includes the interior airspace between the perimeter walls and excludes interior structural components). Accordingly, the square footages stated herein are greater than those which would be derived by measuring only the interior area space for the Unit as the Unit is described in the Declaration. Note that measurements of rooms set forth on this or plan are generally taken at the greatest points of each given room (as if the room were a perfect rectangle), without regard for any cutouts. Accordingly, the area of the actual room will typically be smaller than the product obtained by multiplying the stated length times width. All depictions of textures, appliances, counters, cabinetry, windows and other matters of detail, are conceptual only and subject to change or modification. Seller does not make, and specially disclaims, any representation or warranty as to the actual size, dimensions or square footage of the Unit. Purchaser should refer to the description and boundaries of the Unit set forth in the recorded Declaration and make its own determination as to the area and dimensions of the Unit. These drawings are conceptual only and are for the convenience of reference.



NINE
AT MARY BRICKELL VILLAGE

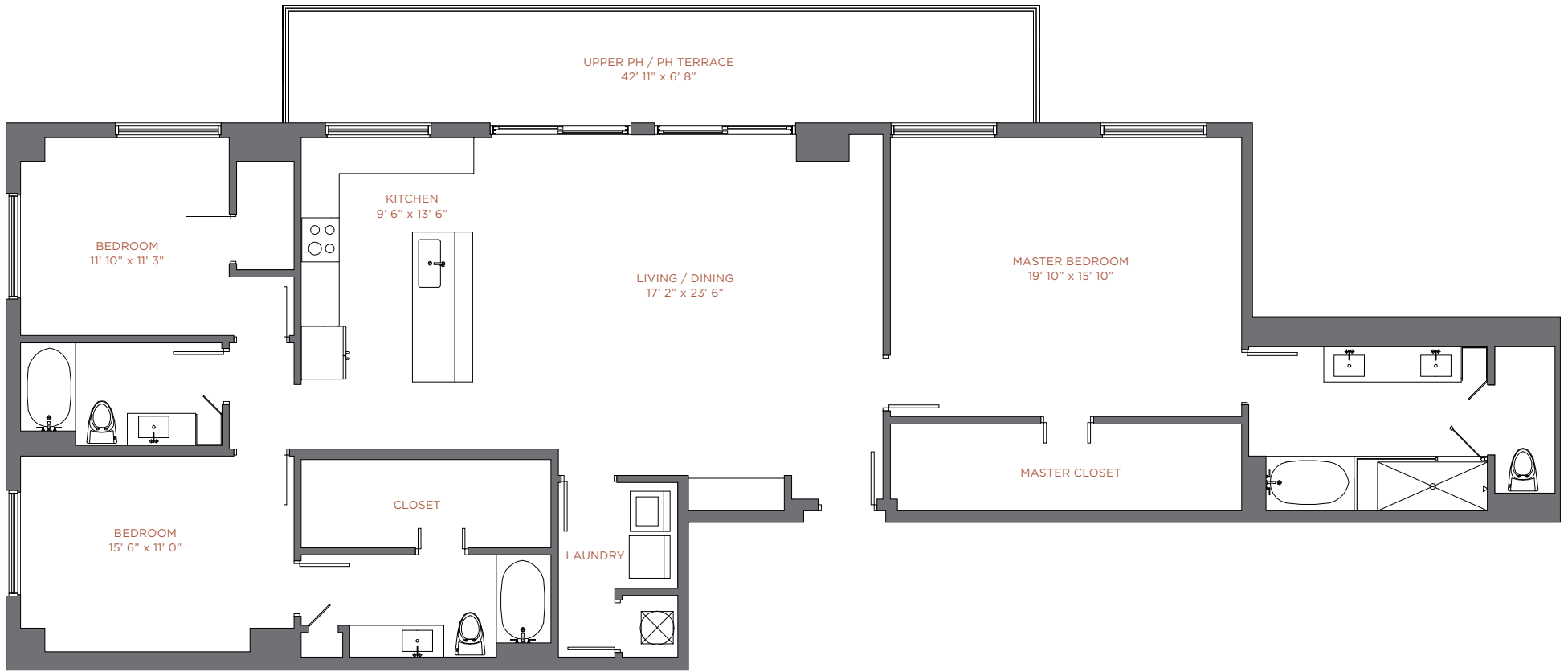
PENTHOUSE 09

Upper PH / Level 35
PH / Level 34
2 Br / 2 Ba

	Upper PH				PH			
Interior:	1,434 sqft	133 m ²	1,434 sqft	133 m ²	1,434 sqft	133 m ²	1,434 sqft	133 m ²
Terrace:	132 sqft	12 m ²	163 sqft	15 m ²	163 sqft	15 m ²	163 sqft	15 m ²
Total:	1,566 sqft	145 m ²	1,597 sqft	148 m ²	1,597 sqft	148 m ²	1,597 sqft	148 m ²



There are various methods for calculating the square footage of a condominium unit and depending upon the method of calculation, the quoted square footage of a condominium unit may vary. The square footages of the Unit shown herein are based upon the "Architectural Method" of measurement and stated dimensions are measured to the exterior boundaries of the exterior walls and the centerline of interior demising walls and in fact vary from the dimensions that would be determined by using the description and boundaries of the Unit set forth in the Declaration (which only includes the interior airspace between the perimeter walls and excludes interior structural components). Accordingly, the square footages stated herein are greater than those which would be derived by measuring only the interior area space for the Unit as the Unit is described in the Declaration. Note that measurements of rooms set forth on this or plan are generally taken at the greatest points of each given room (as if the room were a perfect rectangle), without regard for any cutouts. Accordingly, the area of the actual room will typically be smaller than the product obtained by multiplying the stated length times width. All depictions of textures, appliances, counters, cabinetry, windows and other matters of detail, are conceptual only and subject to change or modification. Seller does not make, and specially disclaims, any representation or warranty as to the actual size, dimensions or square footage of the Unit. Purchaser should refer to the description and boundaries of the Unit set forth in the recorded Declaration and make its own determination as to the area and dimensions of the Unit. These drawings are conceptual only and are for the convenience of reference.

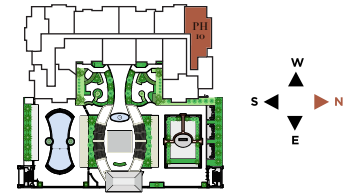


NINE
AT MARY BRICKELL VILLAGE

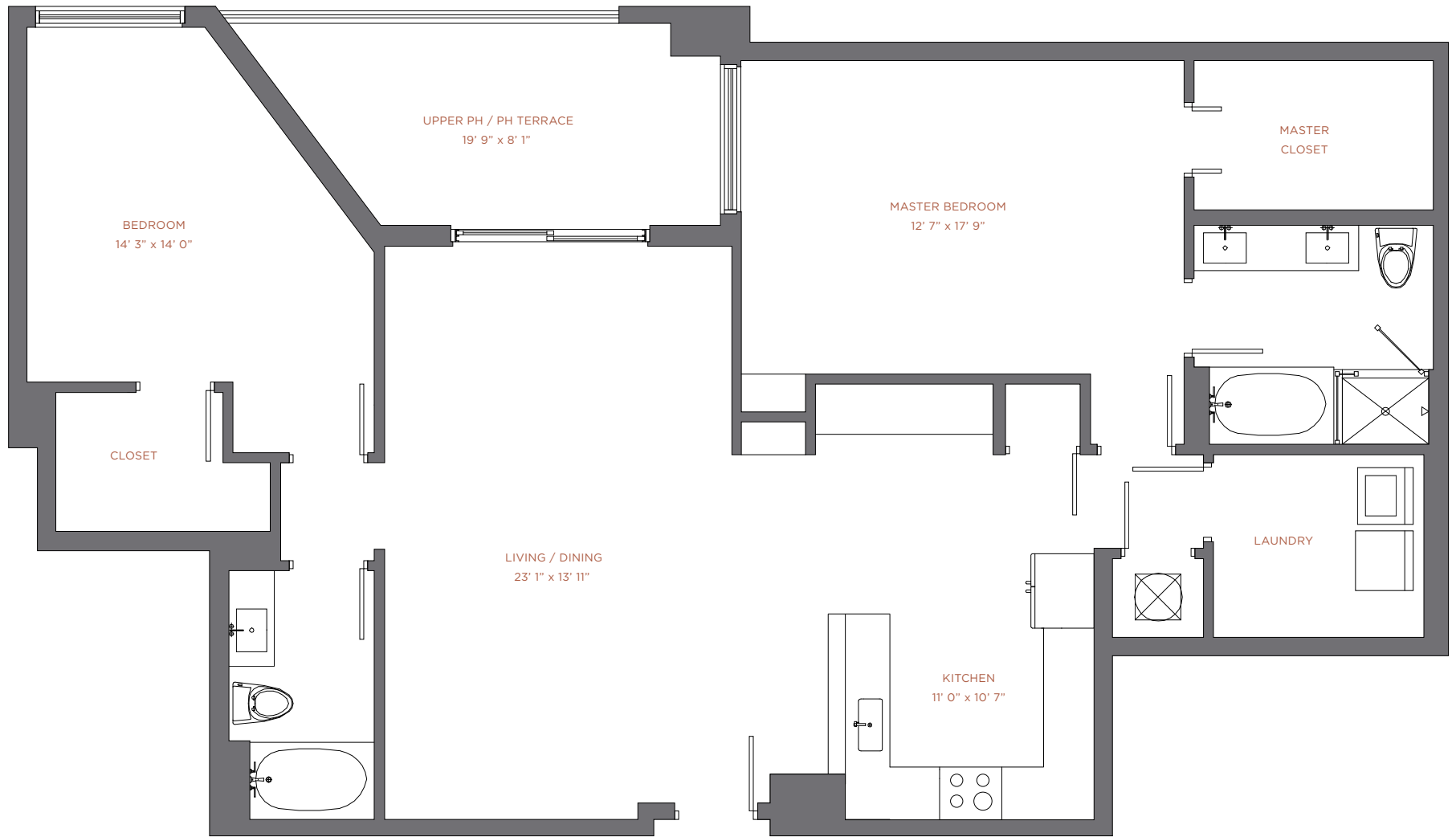
PENTHOUSE 10

Upper PH / Level 35
PH / Level 34
3 Br / 3 Ba

	Upper PH		PH	
Interior:	2,084 sqft	194 m ²	2,084 sqft	194 m ²
Terrace:	286 sqft	26 m ²	286 sqft	26 m ²
Total:	2,370 sqft	220 m ²	2,370 sqft	220 m ²



There are various methods for calculating the square footage of a condominium unit and depending upon the method of calculation, the quoted square footage of a condominium unit may vary. The square footages of the Unit shown herein are based upon the "Architectural Method" of measurement and stated dimensions are measured to the exterior boundaries of the exterior walls and the centerline of interior demising walls and in fact vary from the dimensions that would be determined by using the description and boundaries of the Unit set forth in the Declaration (which only includes the interior airspace between the perimeter walls and excludes interior structural components). Accordingly, the square footages stated herein are greater than those which would be derived by measuring only the interior area space for the Unit as the Unit is described in the Declaration. Note that measurements of rooms set forth on this or plan are generally taken at the greatest points of each given room (as if the room were a perfect rectangle), without regard for any cutouts. Accordingly, the area of the actual room will typically be smaller than the product obtained by multiplying the stated length times width. All depictions of textures, appliances, counters, cabinetry, windows and other matters of detail, are conceptual only and subject to change or modification. Seller does not make, and specially disclaims, any representation or warranty as to the actual size, dimensions or square footage of the Unit. Purchaser should refer to the description and boundaries of the Unit set forth in the recorded Declaration and make its own determination as to the area and dimensions of the Unit. These drawings are conceptual only and are for the convenience of reference.

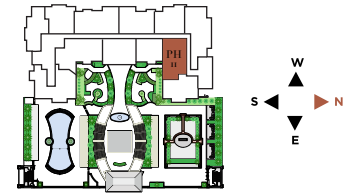


NINE
AT MARY BRICKELL VILLAGE

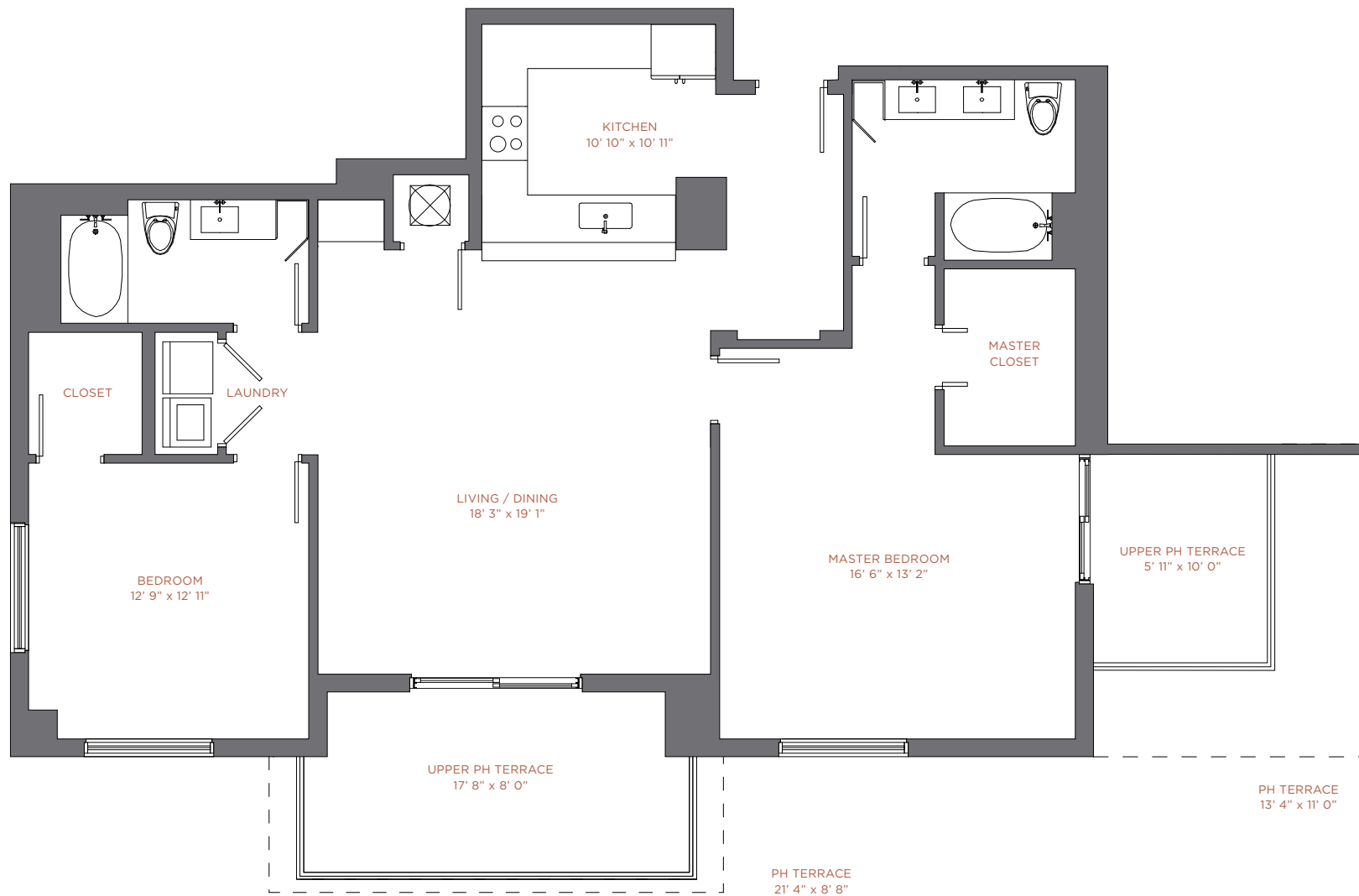
PENTHOUSE 11

Upper PH / Level 35
PH / Level 34
2 Br / 2 Ba

	Upper PH				PH			
Interior:	1,494 sqft	139 m ²	1,494 sqft	139 m ²	1,494 sqft	139 m ²	1,494 sqft	139 m ²
Terrace:	160 sqft	15 m ²	160 sqft	15 m ²	160 sqft	15 m ²	160 sqft	15 m ²
Total:	1,654 sqft	154 m ²	1,654 sqft	154 m ²	1,654 sqft	154 m ²	1,654 sqft	154 m ²



There are various methods for calculating the square footage of a condominium unit and depending upon the method of calculation, the quoted square footage of a condominium unit may vary. The square footages of the Unit shown herein are based upon the "Architectural Method" of measurement and stated dimensions are measured to the exterior boundaries of the exterior walls and the centerline of interior demising walls and in fact vary from the dimensions that would be determined by using the description and boundaries of the Unit set forth in the Declaration (which only includes the interior airspace between the perimeter walls and excludes interior structural components). Accordingly, the square footages stated herein are greater than those which would be derived by measuring only the interior area space for the Unit as the Unit is described in the Declaration. Note that measurements of rooms set forth on this or plan are generally taken at the greatest points of each given room (as if the room were a perfect rectangle), without regard for any cutouts. Accordingly, the area of the actual room will typically be smaller than the product obtained by multiplying the stated length times width. All depictions of textures, appliances, counters, cabinetry, windows and other matters of detail, are conceptual only and subject to change or modification. Seller does not make, and specially disclaims, any representation or warranty as to the actual size, dimensions or square footage of the Unit. Purchaser should refer to the description and boundaries of the Unit set forth in the recorded Declaration and make its own determination as to the area and dimensions of the Unit. These drawings are conceptual only and are for the convenience of reference.

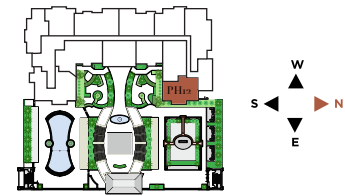


NINE
AT MARY BRICKELL VILLAGE

PENTHOUSE 12

Upper PH / Level 35
PH / Level 34
2 Br / 2 Ba

	Upper PH				PH			
Interior:	1,445 sqft	134 m ²	1,445 sqft	134 m ²	1,445 sqft	134 m ²	1,445 sqft	134 m ²
Terrace:	200 sqft	19 m ²	331 sqft	31 m ²	331 sqft	31 m ²	331 sqft	31 m ²
Total:	1,645 sqft	153 m ²	1,776 sqft	165 m ²	1,776 sqft	165 m ²	1,776 sqft	165 m ²



There are various methods for calculating the square footage of a condominium unit and depending upon the method of calculation, the quoted square footage of a condominium unit may vary. The square footages of the Unit shown herein are based upon the "Architectural Method" of measurement and stated dimensions are measured to the exterior boundaries of the exterior walls and the centerline of interior demising walls and in fact vary from the dimensions that would be determined by using the description and boundaries of the Unit set forth in the Declaration (which only includes the interior airspace between the perimeter walls and excludes interior structural components). Accordingly, the square footages stated herein are greater than those which would be derived by measuring only the interior area space for the Unit as the Unit is described in the Declaration. Note that measurements of rooms set forth on this or plan are generally taken at the greatest points of each given room (as if the room were a perfect rectangle), without regard for any cutouts. Accordingly, the area of the actual room will typically be smaller than the product obtained by multiplying the stated length times width. All depictions of textures, appliances, counters, cabinetry, windows and other matters of detail, are conceptual only and subject to change or modification. Seller does not make, and specially disclaims, any representation or warranty as to the actual size, dimensions or square footage of the Unit. Purchaser should refer to the description and boundaries of the Unit set forth in the recorded Declaration and make its own determination as to the area and dimensions of the Unit. These drawings are conceptual only and are for the convenience of reference.